

OERTLI 

Excellence in solid wood

**Circular saw
blades
catalogue**

Index

1. Chapter circular saw blades carbide

1.1 Solid wood circular saw blades Page 8 - 15

- 1.1.1 HW circular saw blades with wiper blades
- 1.1.2 HW lengthwise and across the grain
- 1.1.3 HW HW lengthwise and across the grain

1.2 Panel-sizing saw blades Page 16 - 24

- 1.2.1 HW Panel-sizing saw blades WZ
- 1.2.2 HW Panel-sizing saw blades TR-FF
- 1.2.3 HW Panel-sizing saw blades 2.0
- 1.2.4 HW Panel-sizing saw blades 2.0 Thin section
- 1.2.5 HW Panel-sizing saw blades Solution

1.3 Scoring saw blades Page 25 - 31

- 1.3.1 HW Scoring saw blades super plus
- 1.3.2 HW Scoring saw blades 1-part postforming
- 1.3.3 HW Scoring saw blades 1-part
- 1.3.4 HW Scoring saw blades 2-part

1.4 Universal circular saw blades Page 32 - 38

- 1.4.1 HW universal saw blades for lengthwise and across the grain
- 1.4.2 HW universal solid- and exotic wood
- 1.4.3 HW Thin panel materials
- 1.4.4 HW circular saw blades Sprint
- 1.4.5 HW Circular saw blades thin cut
- 1.4.6 HW Circular saw blades veneer
- 1.4.7 HW Cut-off- and mitred corner joint saw blades

1.5 Plastic circular saw blades Page 39

- 1.5.1 HW circular saw blades plastic

1.6 Circular sizing saw blades Page 40 - 42

- 1.6.1 HW circular saw blades TR-F
- 1.6.2 HW circular saw blades H-D-F negativ
- 1.6.3 HW circular saw blades DUO-BFF
- 1.6.4 HW circular saw blades TELL
- 1.6.5 HW circular saw blades Melamin

1.7 Circular saw blades PREMIUM Page 42 - 46

- 1.7.1 HW PREMIUM solid wood
- 1.7.2 HW PREMIUM format
- 1.7.3 HW PREMIUM scoring saw blades
- 1.7.4 HW PREMIUM H-D-FA
- 1.7.5 HW PREMIUM ALU
- 1.7.6 HW PREMIUM Plexi-Cut und veneer

1.8 Circular saw blades Aluminium Page 47 - 55

- 1.8.1 HW circular saw blades ALU positive
- 1.8.2 HW circular saw blades ALU negative
- 1.8.3 HW Thin kerf ALU positive
- 1.8.4 HW Thin kerf ALU negative

1.9 Circular saw blades timber construction Page 55 - 56

- 1.9.1 HW circular saw blades Premium
- 1.9.2 HW circular saw blades Standard

1.10 Portable circular saw blades Page 57 - 62

- 1.10.1 HW Portable circular saw blades ECOline

1.11 Circular saw blades DRYCUT Page 63 - 65

- 1.11.1 HW DRYCUT steel and stainless steel
- 1.11.2 HW DRYCUT stainless steel
- 1.11.3 HW DRYCUT Sandwich-Material
- 1.11.4 HW DRYCUT steel „Hiroshi“
- 1.11.5 HW DRYCUT stainless steel „Takeshi“

1.12 Grooving Circular saw blades Page 66 - 69

- 1.12.1 HW Grooving saw blades MAN
- 1.12.2 HW Slot-Grooving saw blades MAN
- 1.12.3 HW Grooving saw blades MAN 2 part
- 1.12.4 HW Grooving saw blades MEC
- 1.12.5 HW/DP Grooving saw blades CNC BAZ

2. Chapter circular saw blades diamond

2.1 Wood materials Page 70 - 71

- 2.1.1 DP PREMIUM
- 2.1.2 DP Wood materials
- 2.1.3 DP Circular saw blades ECOline

2.2 Paneel-sizing saw blades Page 71

- 2.2.1 DP Paneel-sizing saw blades

2.3 Scoring saw blades Page 72 - 74

- 2.3.1 DP Scoring saw blades 1-part
- 2.3.2 DP Scoring saw blades 2-part

- 2.4 Universal circular saw blades Page 75**
 - 2.4.1 DP Universal circular saw blades
 - 2.4.2 DP circular saw blades Sprint
- 2.5 Circular saw blades SUPER SILENT Page 76 - 78**
 - 2.5.1 DP Circular saw blades SUPER SILENT
 - 2.5.2 DP Scoring saw blades SUPER SILENT
- 2.6 Portable circular saw blades Page 78 - 79**
 - 2.6.1 DP Portable circular saw blades
- 2.7 Grooving circular saw blades Page 80**
 - 2.7.1 DP Grooving circular saw blades

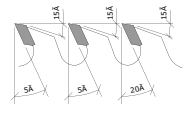


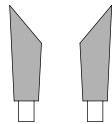
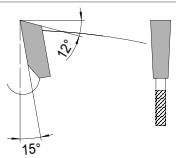
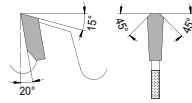
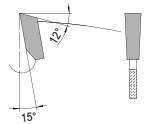
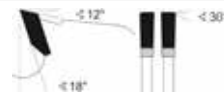

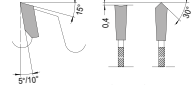
3. Chapter Circular saw blades ECOline

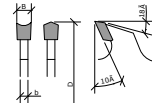


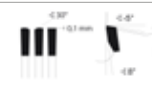
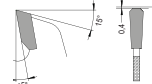
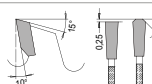
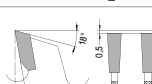




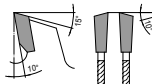
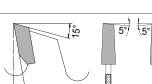
- 3.1 Solid wood Circular saw blades ECOline Page 80 - 81**
 - 3.1.1 HW Circular saw blades blank
- 3.2 Universal Circular saw blades ECOline Page 81 - 86**
 - 3.2.1 HW Circular saw blades Universal SDB
 - 3.2.2 HW Circular saw blades low number of teeth
 - 3.2.3 HW Circular saw blades average number of teeth
 - 3.2.4 HW Circular saw blades high number of teeth
 - 3.2.5 HW Circular saw blades wood-based materials
 - 3.2.6 HW Cut-off circular saw blades negative
- 3.3 Format Circular saw blades ECOline Page 87 - 88**
 - 3.3.1 HW Circular saw blades Format HD positive
 - 3.3.2 HW Circular saw blades Format HD negative
- 3.4 Scoring saw blades ECOline Page 89 - 90**
 - 3.4.1 HW Scoring saw blades 2-part
 - 3.4.2 HW Scoring saw blades 1-part
- 3.5 Circular saw blades Aluminium ECOline Page 91 - 93**
 - 3.5.1 HW Circular saw blades ALU positive
 - 3.5.2 HW Circular saw blades ALU negative

4. Chapter various circular saw blades; Various

- 4.1 Circular saw blades TANGA Page 94**
 - 4.1.1 HW Circular saw blades TANGA
- 4.2 Construction circular saw blades Page 95 - 96**
 - 4.2.1 HW Construction circular saw blades
 - 4.2.2 HW Circular saw blades disposable
- 4.3 Circular saw blades edge processing Page 97 - 98**
 - 4.3.1 HW Cut-off circular saw blades
- 4.4 Circular saw blades glass ledges Page 99 - 100**
 - 4.4.1 HW Circular saw blades
glazing beads-chamfer saw blades
 - 4.4.2 HW Circular saw blades
glazing beads-dividing saw blades
- 4.5 Circular saw blades CV Page 101 - 102**
 - 4.5.1 CV Circular saw blades
- 4.6 Steel-Circular saw blades HSS Page 103 - 104**
 - 4.6.1 HSS Circular saw blades
- 4.7 Reducing rings Page 105 - 106**
 - 4.7.1 Reducing rings
- 4.8 According to diameter from Page 107**
 - 4.8.1 Circular saw blades according to diameter

Overview tooth forms

Abbreviation	Term	Picture	
DUO-BFF	Alternate top bevel tooth - pre cutter - pre cutter	1	Pic. 
BW	Chamfer both sides	2	Pic. 
C	Triple-chip - flat tooth, Chamfer both sides	3	Pic. 
ES li. / re.	Single sided acute left or right	4	Pic. 
FZ	Flat tooth	5	Pic.: 
FZ/Fa	Flat tooth with chamfer	6	Pic.: 
FZ-KO	Flat tooth conical	7	Pic.: 
FWF	flat tooth - alternate top bevel tooth - flat tooth with chamfer	8	Pic.: 
HD	Hollow tooth - inverted V tooth	9	Pic.: 
H-D-F	Hollow tooth - inverted V tooth - flat tooth	10	Pic.: 

Abbreviation	Term	Picture	
H-D-FA	Hollow tooth - inversed V tooth - flat tooth with chamfer	11	Pic.: 
KV-A	Wolf tooth	12	Pic.: 
NV-B	Acute tooth	13	Pic.: 
TiAlN	Flat tooth with chamfer Flat tooth with chamfer flat tooth	14	Pic.: 
TR	Triple-chip tooth	15	Pic.: 
TR-F	Triple-chip tooth - flat tooth	16	Pic.: 
TR-FF	Triple-chip tooth - flat tooth - flat tooth	17	Pic.: 
TR-FA	Triple-chip tooth - flat tooth with chamfer	18	Pic.: 
WZ	Alternate top bevel tooth	19	Pic.: 
WZA	Alternate top bevel tooth with axial angle	20	Pic.: 
WZA-WZA-F	WAlternate top bevel tooth with axial angle - flat tooth	21	Pic.: 
WZ-KO	Alternate top bevel tooth conical	22	Pic.: 
WWF	Alternate top bevel tooth - alternate top bevel tooth - flat tooth with chamfer	23	Pic.: 

D mm \ Drehzahl n (1/min)	1500	2000	2500	2850	3000	4000	4500	5000	5600	6000	8000	9000	10000	12000	18000
50	4	5	7	7,5	8	11	12	14	14,5	16	22	24	28	32	48
60	5	6	8	9	10	13	14	16	17,5	20	26	28	32	40	56
70	5,5	7	9	10,5	11	15	16,5	18	20,5	22	30	33	36	44	66
80	6,5	8,5	10,5	12	13	17	19	21	23,5	26	34	38	42	52	76
90	7	9,5	12	13,5	14	19	21	24	26,5	28	38	42	48	56	84
100	8	10,5	13	15	16	21	24	26	29	32	42	48	52	54	96
120	9,5	13	16	18	19	26	28	32	35	38	52	56	64	76	112
125	10	13,5	16,5	18,5	19,5	27	29	33	36,5	39	54	59	66	78	118
140	11	15	18	21	22	30	33	36	41	44	60	66	72	88	132
150	12	15,5	19,5	22,5	23,5	31,5	33,5	39	44	47	63	70,5	78,5	94,5	141,5
160	13	17	21	24	26	34	38	42	47	52	67	76	84	104	152
180	14	19	24	27	28	38	42,5	48	53	56	76	85	96	118	170
200	16	21	26	30	32	42	47	52	58,5	64	84	94	104	128	188
225	18	24	30	33,5	36	48	58	60	66	72	96	106	120	144	212
250	20	26	33	37	40	52	59	66	72,5	80	104	116	132	160	236
300	24	31,5	40	45	48	63	71	80	88	96	126	142	160	192	284
350	28	36,5	47	52	56	73	83	94	105	112	146	166	188	224	332
400	32	42	54	60	64	84	94	108	117	128	168	188	216	256	376
450	35,5	47	59	67,5	70,5	94,5	106	119	132	141,6	188	211	236	283	424
500	40	53	67	74,5	80	106	118	134	146,5	160	212	236	268	320	472

-  Mineral fibre plates
-  Non-ferrous metal / Wood-based material / Plastic material
-  Natural wood (hard)
-  Natural wood (soft)
-  Safety limit

Technical information circular saw blades

R.P.M. table

The maximally admissible rpms (n) up to ... given on the tools, may under no circumstances be exceeded! They mark the safety limit. They are not identical with the rpm providing the best possible economic efficiency.

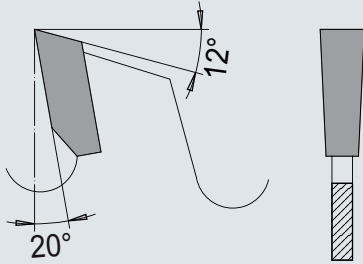
Technical information circular saw blades

Cutting speed table

Material group	Cutting materials	Cutting speed	Feed rate / tooth
		vc = m/sec	fz = mm/Z
Wood and wood-based materials	Veneer	70 - 100	0.3 - 0.7
	Veneered panels	60 - 90	0,2
	Beaver board	50 - 80	0,15
	Hard wood, exotic, longitudinal	60 - 100	0.3 - 1.0
	HDF (high density fiber board)	60 - 80	0.1 - 0.3
	MDF (medium density fiber board)	60 - 80	0.1 - 0.3
	OSB (oriented strand board)	60 - 80	0.1 - 0.2
	Lumber-core Plywoodn	40 - 65	0.02 - 0.06
	Chipboard, raw	60 - 80	0,3
	Chipboard, plastic coated	60 - 80	0,15
	Plywoodn, Laminatesed layers	50 - 80	0.05 - 0.25
	Plywoodn (lumber-core, rod-shaped)	60 - 80	0.1 - 0.2
	Softboard	60 - 100	0.2 - 0.4
	Soft wood, longitudinal	60 - 100	0.5 - 2.2
	Soft wood, cross cut	60 - 100	0.2 - 0.4
Plastic material	Duroplastic	60 - 70	0.02 - 0.05
	Elastomer	50 - 65	0.01 - 0.03
	HPL (High-Pressure-Laminatese)	50 - 70	0.01 - 0.08
	Mineral material	50 - 70	0.02 - 0.04
	Thermoplastic	50 - 65	0.05 - 0.10
Metal	Al wrought alloy	2000 - 4800 m/min	0.005 - 0.03
	Al die-casting alloy	2000 - 4000 m/min	0.02 - 0.07
	Al die-casting alloy Si	2000 - 2500 m/min	0.01 - 0.05
	Mg wrought alloy	2000 - 3500 m/min	0.005 - 0.02
	Mg die-casting alloy	2000 - 3000 m/min	0.01 - 0.05
	Copper	400 - 800 m/min	0.03 - 0.05
	Brass	400 - 800 m/min	0.03 - 0.05
Others	Bronze	200 - 400 m/min	0.04 - 0.08
	Fibre cement boards	20 - 40	0.01 - 0.03
	Sandwich-Typee plaster boards	40 - 65	0.05 - 0.20
	Printed circuit boards	45 - 65	0.01 - 0.03
	Perlit fire protection board	40 - 60	0.05 - 0.20
Rockwool	20 - 45	0.07 - 0.15	

1.1 Solid wood circular saw blades

1.1.1 HW circular saw blades with wiper blades



Design Standard

Application

- Solid wood soft to hard
- Naturally moist to wet
- Longitudinal cut to max. 70 mm cutting height
- Multiple rip saw single and double spindle

Type

- Mustang Standard

Quality

- HW

Design

- Tungsten carbide tipped
- Saw body with two or three open HW-tipped main teeth
- Flat tooth positive
- MEC

Art. No.	D	B	b	d	FL-D max.	NL / KN	Z	Tooth shape	Compatible with
TC100000	225	2.0	1.4	30-80*	120		20+2	FZ	
TC100001	225	2.0	1.4	70	120	2/20x5	20+2	FZ	
TC100002	225	2.8	2.0	30-80*	120		20+2	FZ	
TC100003	225	2.8	2.0	70	120	2/20x5	20+2	FZ	
TC100004	225	4.0	3.0	30-80*	115		28+2	FZ	
TC100005	250	2.8	2.0	30-86*	130		16+2	FZ	
TC100006	250	3.4	2.2	30-86*	130		16+2	FZ	
TC100007	250	3.4	2.2	30-86*	130		18+2	FZ	
TC100008	250	2.8	2.0	60	120		20+2	FZ	
TC100009	250	3.2	2.2	30	120		24+2	FZ	
TC100010	250	3.2	2.2	60	120		24+2	FZ	
TC100011	250	4.0	3.0	40	125	2/10x5.5	24+2	FZ	
TC100012	250	6.0	4.4	40	125	2/10x5.5	24+2	FZ	
TC100013	250	3.0	2.0	30-80*	120		28+2	FZ SDB	
TC100014	250	2.0	1.4	80	145	2/20x5	30+2	FZ SDB	
TC100015	250	2.6	1.8	80	135	2/20x5	30+2	FZ SDB	
TC100016	260	3.4	2.2	30-80*	115		20+2	FZ	
TC100017	280	3.4	2.2	80	130	2/13x5	20+2	FZ	
TC100018	300	3.4	2.2	30-96*	140		18+2	FZ	
TC100019	300	3.4	2.2	70	140	2/20x5	18+2	FZ	
TC100020	300	3.4	2.2	30-96*	130		18+3	FZ	
TC100021	300	3.4	2.2	70	130	2/20x5	18+3	FZ	
TC100022	300	3.4	2.2	30-96*	140		22+2	FZ	
TC100023	300	3.4	2.2	70	140	2/20x5	22+2	FZ	
TC100024	320	3.4	2.2	30-105*	150		20+2	FZ	
TC100025	350	3.8	2.4	30-105*	190		24+3	FZ	
TC100026	350	3.8	2.4	70	190	2/20x5	24+3	FZ	
TC100027	400	4.2	2.8	30-105*	200		24+3	FZ	

*As standard, these circular saw blades are supplied with a 30mm bore;
Please indicate the required bore diameter when making enquiries or ordering

1.1.1 HW circular saw blades with wiper blades

Design Optimal

Application

- Solid wood soft to hard
- Naturally moist to wet
- Longitudinal cut to max. 150 mm cutting height
- Multiple rip saw single and double spindle
- Edging circular saw

Design

- Tungsten carbide tipped
- Saw body with open and closed HW-tipped main teeth

- Flat tooth positive
- Alternate top bevel tooth positive
- MEC

Type

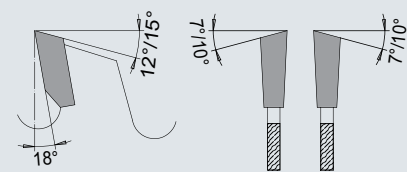
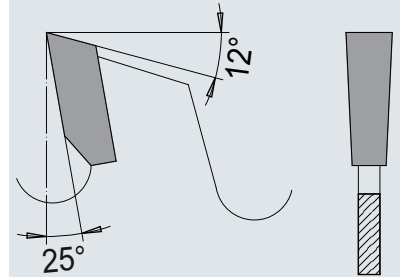
- Mustang Optimal

Quality

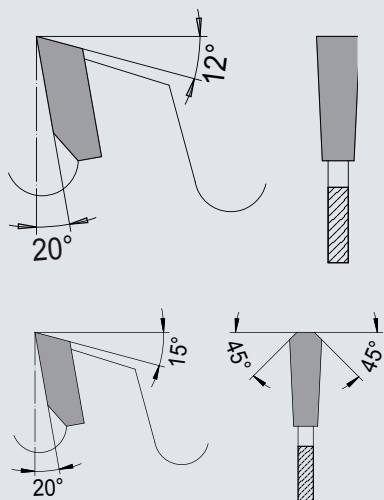
- HW

Art. No.	D	B	b	d	FL-D max.	NL / KN	Z	Tooth shape	Compatible with
TC100050	210	3.4	2.4	60	90	2/14.5x5.5	24+2	FZ	Paul
TC100051	250	3.6	2.4	75	110	2/16.5x5.5	20+2	FZ	Paul
TC100052	250	3.6	2.4	75	110	2/16.5x5.5	24+2	FZ	Paul
TC100053	300	3.4	2.2	30-100*	120		20+2+2	FZ	
TC100054	300	3.4	2.2	80	120	2/13x5	20+2+2	FZ	Costa
TC100055	300	4.0	2.8	30-100*	130		20+2+2	FZ	
TC100056	300	4.0	2.8	75	120	2/16.5x5.5	20+2+2	FZ	Paul
TC100057	300	3.4	2.2	30-100*	130		28+2+2	FZ SDB	
TC100058	320	3.4	2.2	30-100*	135		20+2+2	FZ	
TC100059	320	4.2	2.8	30-100*	135		20+2+2	FZ	
TC100060	350	3.6	2.4	30-100*	140		20+2+2	FZ	
TC100061	350	4.2	2.8	30-100*	140		20+2+2	FZ	
TC100062	350	4.2	2.8	75	120	2/16.5x5.5	20+2+2	FZ	Paul
TC100063	350	3.6	2.4	30-100*	140		28+2+2	FZ	
TC100064	380	3.6	2.4	30-105*	150		20+2+2	FZ	
TC100065	380	4.2	2.8	30-105*	150		20+2+2	FZ	
TC100066	380	4.6	3.0	75	120	2/16.5x5.5	20+2+2	FZ	Paul
TC100067	400	4.2	2.8	30-110*	160		20+2+2	FZ	
TC100068	425	4.2	2.8	30-105*	150		20+2+2	FZ	
TC100069	450	4.6	3.2	30-110*	160		20+2+2	FZ	
TC100070	500	4.8	3.4	30-140*	180		24+2+2	FZ	
TC100071	500	5.6	4.0	140	190	8/10/165	54+2+2	WZ	EWD
TC100072	500	5.8	4.0	140	190	8/10/165	60+2+2	WZ	EWD
TC100073	550	4.8	3.4	30-150*	190		24+2+2+2	FZ	

*As standard, these circular saw blades are supplied with a 30mm bore;
Please indicate the required bore diameter when making enquiries or ordering



1.1.1 HW circular saw blades with wiper blades



Design Extra

Application

- Solid wood soft to hard
- Dry
- Longitudinal cut
- Multiple rip saw

Design

- Tungsten carbide tipped
- Saw body with closed HW-tipped main teeth

- Thin kerf
- Flat tooth positive
- Triple-chip tooth positive
- MEC

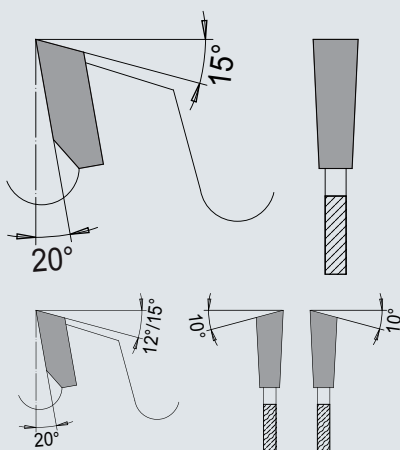
Type

- Mustang Extra

Quality

- HW

Art. No.	D	B	b	d	FL-D max.	NL / KN	Z	Tooth shape	Compatible with
TC100090	200	2.4	1.6	30	80		16+2	FZ	
TC100091	250	2.0	1.4	40	130	2/10x5.5	24+3	TR	
TC100092	300	2.4	1.6	60	130		27+3	TR	



Design Perfekt

Application

- Solid wood soft to hard
- Dry to naturally moist
- Longitudinal cut (FZ und WZ)
- Cross cut (WZ)
- Multiple rip saw
- Joinery circular saw
- Sizing saw

Design

- Tungsten carbide tipped
- Saw body with closed HW-tipped main teeth
- Limited chip thickness
- Flat tooth positive
- Alternate top bevel tooth positive
- MEC

Type

- Mustang Perfekt

Quality

- HW

Art. No.	D	B	b	d	FL-D max.	NL / KN	Z	Tooth shape	Compatible with
TC100100	300	3.4	2.2	30	120	NL=NLK	24+3	WZ	
TC100101	350	3.6	2.4	30	140	NL=NLK	16+4	FZ SDB	
TC100102	350	3.6	2.4	30	140	NL=NLK	30+3	WZ	
TC100103	400	4.2	2.8	30	180	NL=NLK	20+4	FZ SDB	
TC100104	400	4.2	2.8	30	180	NL=NLK	30+3	WZ	
TC100105	450	4.2	2.8	30	150	NL=NLK	28+4	FZ SDB	
TC100106	450	4.2	2.8	30	180	NL=NLK	36+4	WZ	
TB750362	500	4.2	2.8	30	190	NL=NLK	32+4	FZ SDB	
TC100108	550	5.4	3.6	30	200	NL=NLK	30+2+2	FZ SDB	

1.1.1 HW circular saw blades with wiper blades

Design Super

Application

- Solid wood soft to hard
- Longitudinal cut
- Multiple rip saw
- Edging circular saw

Design

- Tungsten carbide tipped
- Saw body with closed HW-tipped main teeth

- Limited chip thickness
- Large tooth protrusion
- Flat tooth positive
- MEC

Type

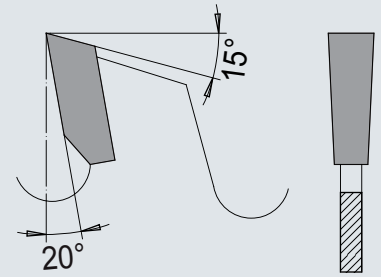
- Mustang Super

Quality

- HW

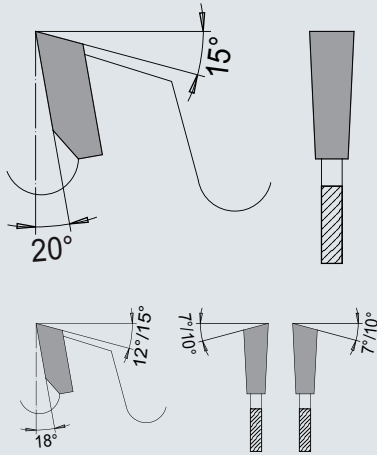
Art. No.	D	B	b	d	FL-D max.	NL / KN	Z	Tooth shape	Compatible with
TC100120	250	4.4	2.8	30	95		18+3	FZ SDB	
TC100121	300	4.4	2.8	30	145		20+4	FZ SDB	
TC100122	300	4.4	2.8	70	145	2/20x5	20+4	FZ SDB	
TC100123	300	4.4	2.8	75	145	2/17x6	20+4	FZ SDB	
TC100124	300	4.4	2.8	86	145	1/18x7	20+4	FZ SDB	
TC100125	350	5.4	3.4	30-105*	150		24+4	FZ SDB	
TC100126	400	5.4	3.4	30-105*	185		28+4	FZ SDB	

*As standard, these circular saw blades are supplied with a 30mm bore;
Please indicate the required bore diameter when making enquiries or ordering



1.1 Solid wood circular saw blades

1.1.2 HW longitudinal cut and cross cut



HW longitudinal cut and cross cut

Application

- Solid wood soft to hard
- Dry
- Longitudinal cut
- Multiple rip saw
- Sizing saw

Design

- Tungsten carbide tipped
- Saw body partly with cooling slits
- Partially limited chip thickness
- Flat tooth positive
- Alternate top bevel tooth positive
- MAN / MEC

Quality

- HW

Art. No.	D	B	b	d	FL-D max.	KN	NL	Kühl-schlitz	Z	Tooth shape	Compatible with
TC100150	220	3.6	2.4	30					28	WZ	
TC100151	250	2.8	2.0	70		2/20x5			18	FZ SDB	
TC100152	250	3.4	2.2	30					24	FZ	
TC100153	260	3.6	2.4	30					28	FZ	
TC100154	300	2.8	2.0	30	145			KS	28	FZ	
TC100155	300	2.8	2.0	70	145	2/20x5		KS	28	FZ	
TC100156	300	3.4	2.2	30	145			KS	20	FZ SDB	
TC100157	300	3.4	2.2	70	145	2/20x5		KS	20	FZ SDB	
TC100158	300	3.4	2.2	30	145			KS	28	FZ	
TC100159	300	3.4	2.2	70	155	2/20x5		KS	28	FZ	
TC100160	300	3.4	2.2	80	130	2/18.5x3.5	NL=2/13/100+ 4/6.6/95 +6/5.5/91	KS	28	FZ	Raimann
TC100161	300	3.4	2.2	80	130	2/20x5	NL=2/13/100	KS	28	FZ	
TC100162	300	3.8	2.6	80	130	2/18.5x3.5	NL=2/13/100+ 4/6.6/95 +6/5.5/91	KS	36	FZ	Raimann
TC100163	300	3.2	2.2	30	140			KS	36	WZ	
TC100164	300	4.4	2.8	30					28	FZ	
TC100165	350	3.6	2.4	30	150			KS	24	FZ SDB	
TC100166	350	3.6	2.4	30	150			KS	30	FZ	
TC100167	350	3.6	2.4	70	150	2/20x5		KS	30	FZ	
TC100168	350	3.6	2.4	80	150	2/18.5x3.5	NL=2/13/100+ 4/6.6/95 +6/5.5/91	KS	30	FZ	Raimann
TC100169	350	3.6	2.4	80	150	2/20x5	NL=2/13/100	KS	30	FZ	
TC100170	350	3.6	2.4	30	150			KS	36	WZ	
TC100171	400	4.0	2.6	30	190			KS	28	FZ	

1.1.2 HW longitudinal cut and cross cut

HW Circular saw blades longitudinal cut

Application

- Solid wood dry
- Thermoplastic soft
- Longitudinal cut
- Sizing saw

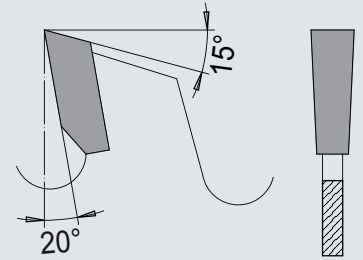
Design

- Tungsten carbide tipped
- Limited chip thickness
- Flat tooth positive
- MAN / MEC

Quality

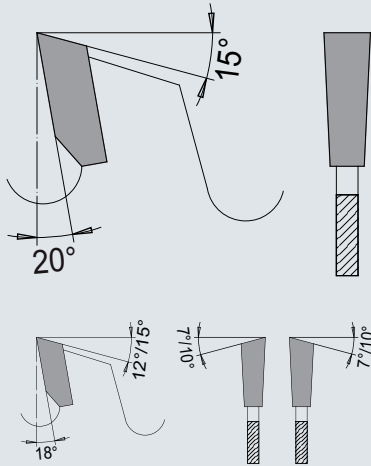
- HW

Art. No.	D	B	b	d	NL	Z	Tooth shape
TC100172	300	3.2	2.2	30	NL=NLK	20	FZ SDB
TC100173	350	3.6	2.4	30	NL=NLK	16	FZ SDB
TC100174	350	3.6	2.4	30	NL=NLK	24	FZ SDB
TC100175	400	3.6	2.4	30	NL=NLK	18	FZ SDB
TC100176	400	3.6	2.4	30	NL=NLK	28	FZ SDB
TC100177	450	4.4	2.8	30	NL=NLK	20	FZ SDB
TC100178	500	4.4	2.8	30	NL=NLK	24	FZ SDB



1.1 Solid wood circular saw blades

1.1.3 HW HW lengthwise and across the grain



HW Circular saw blades with deflector

Application

- Solid wood soft to hard
- Plywood (lumber-core, rod-shaped)
- Thermoplastic
- Longitudinal cut
- Cross cut
- Table saw

Design

- Tungsten carbide tipped
- Limited chip thickness
- Alternate top bevel tooth positive
- MAN / MEC

Quality

- HW

Art. No.	D	B	b	d	NL	Z	Tooth shape
TC100200	250	3.2	2.2	30	NL=NLK	24	WZ SDB
TC100201	300	3.2	2.2	30	NL=NLK	24	WZ SDB
TC100202	300	3.2	2.2	30	NL=NLK	28	WZ SDB
TC100203	315	3.2	2.2	30	NL=NLK	28	WZ SDB
TC100204	350	3.5	2.5	30	NL=NLK	16	FZ SDB
TC100205	350	3.5	2.5	30	NL=NLK	24	WZ SDB
TC100206	350	3.5	2.5	30	NL=NLK	32	WZ SDB
TC100207	400	3.5	2.5	30	NL=NLK	28	WZ SDB
TC100208	400	3.5	2.5	30	NL=NLK	36	WZ SDB
TC100209	450	4.0	2.8	30	NL=NLK	32	WZ SDB
TC100210	450	4.0	2.8	30	NL=NLK	40	WZ SDB
TC100211	500	4.0	2.8	30	NL=NLK	36	WZ SDB
TA756525	500	4.0	2.8	30	NL=NLK	44	WZ SDB
TC100213	600	4.2	2.8	30	NL=NLK+2/12/72	40	WZ SDB
TC100214	600	4.2	2.8	30	NL=NLK+2/12/72	54	WZ SDB
TC100215	700	4.4	3.2	30	NL=NLK	46	WZ SDB
TC100216	700	4.4	3.2	30	NL=NLK	60	WZ SDB

1.1.3 HW lengthwise and across the grain

HW Circular saw blades without deflector

Application

- Solid wood soft to hard
- Plywood (lumber-core, rod-shaped)
- Thermoplastic
- Longitudinal cut
- Cross cut
- Table saw

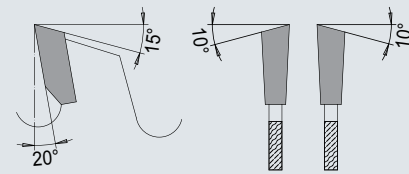
Design

- Tungsten carbide tipped
- Alternate top bevel tooth positive
- MAN / MEC

Quality

- HW

Art. No.	D	B	b	d	NL	Z	Tooth shape
TC100217	250	3.2	2.2	30	NL=NLK	24	WZ
TC100218	300	3.2	2.2	30	NL=NLK	24	WZ
TC100219	400	3.5	2.5	30	NL=NLK	28	WZ
TC100220	400	3.6	2.5	30	NL=NLK	36	WZ
TC100221	450	4.0	2.8	30	NL=NLK	40	WZ
TC100222	500	4.2	2.8	30	NL=NLK	44	WZ



1.2 Panel-sizing saw blades

1.2.1 HW Panel-sizing saw blades WZ

HW Panel-sizing saw blades WZ

DP version see DP chapter 2.1-2.7 from page 70

Application

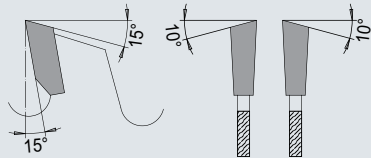
- Solid wood
- Wood-based material raw and veneered
- Plywood
- Thermoplastic
- Panel cutting
- Single plates and plate packs
- Panel sizing system horizontal

Design

- Tungsten carbide tipped
- Saw body with large tooth protrusion
- Alternate top bevel tooth positive
- MAN / MEC

Quality

- HW



Art. No.	D	B	b	d	NL / SL	Z	Tooth shape	Compatible with
TC100300	305	4.4	3.0	30		54	WZ	Mayer
TC100301	305	4.4	3.0	80		54	WZ	SCM
TC100302	350	4.4	3.2	30		54	WZ	Schelling
TC100303	350	4.4	3.2	30		72	WZ	Schelling
TC100304	355	4.4	3.2	30		54	WZ	Mayer
TC100305	355	4.4	3.2	30		72	WZ	Mayer
TC100306	355	4.4	3.2	80		72	WZ	Gabbiani
TC100307	380	4.4	3.2	30		48	WZ	
TC100308	400	4.4	3.2	30		60	WZ	Mayer
TC100309	400	4.4	3.2	30		72	WZ	Mayer
TC100310	400	4.4	3.2	80		72	WZ	Gabbiani
TC100311	430	4.4	3.2	30		72	WZ	Schelling
TC100312	450	4.4	3.2	30		54	WZ	Schelling
TC100313	450	4.4	3.2	30		72	WZ	Schelling
TC100314	450	4.6	3.2	30	NL=2/10/60	72	WZ	Schelling
TC100315	460	4.4	3.2	30	NL=2/13/94	54	WZ	Schelling
TC100316	500	4.4	3.2	80		60	WZ	
TC100317	500	4.4	3.2	30		72	WZ	
TC100318	520	4.4	3.2	30	NL=2/13/94	44	WZ	Schelling
TC100319	550	5.2	3.6	30		60	WZ	
TC100320	550	5.2	3.6	80		60	WZ	

1.2.2 HW Panel-sizing saw blades TR-FF

HW Panel-sizing saw blades TR-FF

DP version see DP chapter 2.1-2.7 from page 70

Application

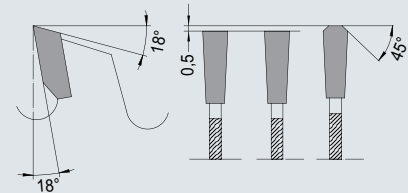
- Plastic- and film-coated wood-based materials
- Duroplastic
- Panel-sizing cut
- Single panels and panels in packs
- Panel sizing units, horizontal with scoring aggregate

Design

- Tungsten carbide tipped
- Optimized saw body
- Noise reduced
- Triple-chip tooth - flat tooth - flat tooth positive
- MEC

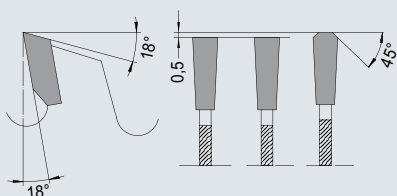
Quality

- HW



Art. No.	D	B	b	d	NL / SL	Z	Tooth shape	Compatible with
TC100500	300	4.4	3.2	30	NL=2/10/60	72	TR-FF	Panhans
TC100501	300	4.4	3.2	65	NL=2/9/110	72	TR-FF	Selco
TC100502	300	4.4	3.2	75	NL=2/14/100	72	TR-FF	Homag
TC100503	300	4.4	3.2	80	NL=4/9/100+ 2/9/110+2/14/110	72	TR-FF	SCM; Gabbiani
TC100504	305	4.4	3.2	30	NL=2/10/60	72	TR-FF	Mayer
TC100505	320	4.4	3.2	65	NL=2/9/110	72	TR-FF	Selco
TC100506	320	4.4	3.2	75	NL=3/13/95	72	TR-FF	Giben
TC100507	350	4.25	3.2	30	NL=2/8.5/60+ 2/10/60	72	TR-FF	Scheer
TC100508	350	4.4	3.2	30	NL=2/8.5/60+ 2/10/60	72	TR-FF	Panhans; Schelling; Mayer
TC100509	350	4.4	3.2	50	NL=4/13/80	72	TR-FF	Giben
TC100510	350	4.4	3.2	60	NL=2/14/100	72	TR-FF	Homag
TC100511	350	4.4	3.2	75	NL=4/15/105	72	TR-FF	Giben
TC100512	350	4.4	3.2	80	NL=4/9/100+ 2/9/110+2/14/110	72	TR-FF	SCM; Gabbiani
TC100513	355	4.4	3.2	30	NL=2/10/60	72	TR-FF	Panhans; Schelling; Mayer
TC100514	355	4.4	3.0	75		72	TR-FF	Giben
TC100515	355	4.4	3.2	80	NL=4/8.5/100 +2/7/110+2/14/110	72	TR-FF	Gabbiani
TC100516	360	4.4	3.2	65	NL=2/9/110	72	TR-FF	Selco
TC100517	370	4.4	3.2	30		72	TR-FF	Schelling
TC100518	380	4.4	3.2	60	NL=2/14/100	72	TR-FF	Homag
TC100519	380	4.8	3.5	60	NL=2/14/100	72	TR-FF	Homag

1.2.2 HW Panel-sizing saw blades TR-FF



Art. No.	D	B	b	d	NL / SL	Z	Tooth shape	Compatible with
TC100520	400	4.25	3.2	30	NL=2/10/60	72	TR-FF	Scheer
TC100521	400	4.4	3.2	30	NL=2/10/60	72	TR-FF	Panhans; Mayer; Scheer
TC100522	400	4.4	3.2	75	NL=4/15/105	72	TR-FF	Giben
TC100523	400	4.4	3.2	80	NL=4/9/100 +2/9/110+2/14/110	72	TR-FF	Gabbiani
TC100524	420	4.8	3.5	60	NL=2/14/125	72	TR-FF	Homag
TC100525	430	4.4	3.2	75	NL=4/15/105	72	TR-FF	Giben
TC100526	430	4.4	3.2	80	NL=2/9/130 +4/19/120	72	TR-FF	Selco
TC100527	450	4.4	3.2	30	NL=2/10/60	72	TR-FF	Panhans; Schelling; Mayer
TC100528	450	4.8	3.5	30	NL=2/8.5/60	72	TR-FF	Scheer
TC100529	450	4.8	3.5	60	NL=2/14/125 +2/17/100	72	TR-FF	Homag
TC100530	450	4.8	3.5	80	NL=4/19/120 +2/9/130	72	TR-FF	Selco
TC100531	460	4.4	3.2	30	NL=2/13/94	72	TR-FF	Schelling
TC100532	470	4.4	3.2	75	NL=4/15/105 +2/7/110	72	TR-FF	Giben
TC100533	480	4.4	3.2	30	NL=2/13/94	72	TR-FF	Schelling
TC100534	480	4.8	3.5	80	NL=4/19/120 +2/9/130	72	TR-FF	Selco
TC100535	480	4.8	3.5	60	NL=2/11/115 +2/19/120	72	TR-FF	Homag
TC100536	500	4.8	3.5	60	NL=2/11/115 +2/19/120	72	TR-FF	Homag
TC100537	510	4.8	3.5	80	NL=2/9/130 +4/19/120	72	TR-FF	Selco
TC100538	520	4.8	3.5	60	NL=2/11/115 +2/19/120	72	TR-FF	Homag
TC100539	530	4.8	3.5	60	NL=1/11/85	72	TR-FF	Anthon
TC100540	540	4.8	3.5	60	NL=2/11/115 +2/19/120	72	TR-FF	Homag
TC100541	570	4.8	3.5	60	NL=2/19/120	60	TR-FF	Homag
TC100542	600	5.8	4.0	60	NL=2/11/115 +2/19/120	60	TR-FF	Homag

1.2.3 HW Panel-sizing saw blades 2.0

HW Panel-sizing saw blades 2.0

DP version see DP chapter 2.1-2.7 from page 70

Application

- Plastic Laminated and film-coated wood-based material
- HPL
- Sizing and finish cut with long service life
- Panel sizing unit horizontal with scoring aggregate

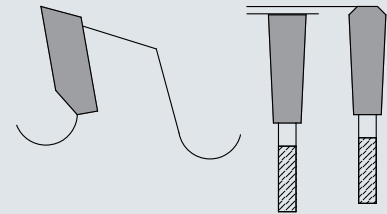
Design

- Tungsten carbide tipped
- Noise reduced due to minimal gullets and new saw body design
- Reduced cutting pressure
- Flat-triple-chip tooth
- MEC

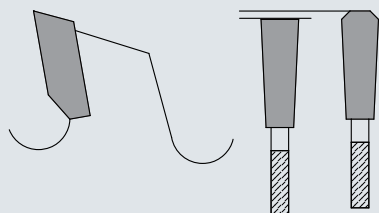
Quality

- HW

Art. No.	D	B	b	d	NL / SL	Z	Tooth shape	Compatible with
TC100600	280	3.2	2.2	30	NL=NLK+2/13/94	60	TR-F	Panhans EURO 5
TC100601	300	4.4	3.2	30	NL=NLK+2/13/94	60	TR-F	Panhans ECOPAN; EURO P8
TC100602	300	4.4	3.2	60	NL=2/14/100+2/11/115+2/19/120+2/14/125	60	TR-F	Homag Sawteq B130 (HPP130)
TC100603	300	4.4	3.2	65	NL=2/9/110	60	TR-F	Biesse Selco EB 70
TC100604	300	4.4	3.2	75	NL=2/9/110	60	TR-F	Homag Espana CH03
TC100605	300	4.4	3.2	80	NL=4/8.5/100+2/7/110+2/14/110	60	TR-F	SCM P55 & Prima 50
TC100606	305	4.4	3.2	30	NL=NLK+2/13/94	60	TR-F	Mayer PS 5; Panhans; Scheer
TC100607	308	3.2	2.4	60	NL=2/14/100	96	TR	Homag Sawteq B320 (HPS FlexTec)
TC100608	310	4.4	3.2	60	NL=2/14/100+2/11/115+2/19/120+2/14/125	60	TR-F	Homag Sawteq B200 (HPP200)
TC100609	320	4.4	3.2	30	NL=NLK+2/13/94	60	TR-F	Mayer PS 80; Felder Format 4
TC100610	320	4.4	3.2	50	NL=3/13/80+3/13/95	60	TR-F	Giben Smart & Onix
TC100611	320	4.4	3.2	65	NL=2/9/110	60	TR-F	Biesse Selco
TC100612	320	4.4	3.2	75	NL=3/13/95	60	TR-F	Giben Smart
TC100613	320	4.4	3.2	80	NL=4/8.5/100+2/7/110+2/14/110	60	TR-F	SCM Gabbiani & SCM Sigma
TC100614	350	4.25	3.2	30	NL=NLK+2/13/94	72	TR-F	Scheer PA5500 & PA6000
TC100615	350	4.4	3.2	30	NL=NLK+2/13/94	72	TR-F	HolzHer; Schelling; Panhans
TC100616	350	4.4	3.2	60	NL=2/14/100+2/11/115+2/19/120+2/14/125	72	TR-F	Homag Sawteq B300 (HPP300+350) + B200 (HPP200)
TC100617	350	4.4	3.2	75		72	TR-F	Homag HPP230 & HPP250 & Espana; Giben



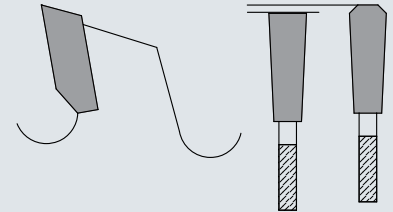
1.2.3 HW Panel-sizing saw blades 2.0



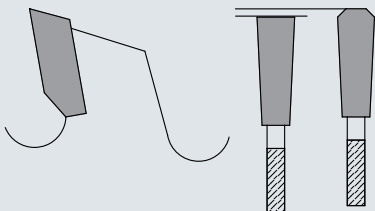
Art. No.	D	B	b	d	NL / SL	Z	Tooth shape	Compatible with
TC100618	350	4.4	3.2	80	NL=4/8.5/100+ 2/7/110+2/14/110	72	TR-F	SCM; Gabbiani
TC100619	355	4.4	3.2	30	NL=NLK+2/13/94	72	TR-F	Mayer PS 80; Felder Format 4; Schelling
TC100620	355	4.4	3.2	65	NL=2/9/110	72	TR-F	Biesse Selco
TC100621	355	4.4	3.2	75		72	TR-F	Giben Trend
TC100622	355	4.4	3.2	80	NL=4/19/120+ 2/9/130+4/11/130	72	TR-F	Biesse Selco EB 90
TC100623	355	4.4	3.2	80	NL=4/8.5/100+ 2/7/110+2/14/110	72	TR-F	Gabbiani Prima; SCM Alpha
TC100624	360	4.4	3.2	30	NL=NLK+2/13/94	72	TR-F	Schelling FH4 neu
TC100625	360	4.4	3.2	65	NL=2/9/110	72	TR-F	Biesse Selco EB 100
TC100626	360	4.4	3.2	75	NL=4/15/105+2/7/110	72	TR-F	Giben Starmatic 850
TC100627	370	4.4	3.2	30	NL=NLK+2/13/94	72	TR-F	Schelling FM
TC100628	380	4.4	3.2	30	NL=NLK+2/13/94	72	TR-F	HolzHer
TC100629	380	4.4	3.2	50	NL=4/13/80	72	TR-F	Giben ONIX 105
TC100630	380	4.4	3.2	60	NL=2/14/100+2/11/115+ 2/19/120+2/14/125	72	TR-F	Homag Sawteq B300 (HPP300) + HPP180
TC100631	380	4.8	3.5	60	NL=2/14/100+2/11/115+ 2/19/120+2/14/125	72	TR-F	Homag Sawteq B300 (HPP300) + HPP180
TC100632	380	4.8	3.5	60	NL=2/14/100+2/11/115+ 2/19/120+2/14/125	84	TR-F	Homag Sawteq B300 (HPP300) + HPP180
TC100633	380	4.4	3.2	65	NL=2/9/110	72	TR-F	Biesse Selco WN 610
TC100634	380	4.4	3.2	75	NL=4/15/105+2/7/110	72	TR-F	Giben
TC100635	380	4.4	3.2	80	NL=4/8.5/100+ 2/7/110+2/14/110	72	TR-F	SCM; Gabbiani
TC100636	400	4.25	3.2	30		72	TR-F	Scheer FM 14
TC100637	400	4.4	3.2	30	NL=NLK+2/13/94	72	TR-F	Mayer PS 100; HolzHer; Schelling
TC100638	400	4.4	3.2	60	NL=2/11/85	72	TR-F	Anthon LN
TC100639	400	4.8	3.5	65	NL=2/9/110	72	TR-F	Biesse Selco WN 630
TC100640	400	4.4	3.2	75	NL=4/15/105+2/7/110	72	TR-F	Homag Espana; Giben Star-/ Prismatic
TC100641	400	4.4	3.2	80	NL=4/19/120+ 2/9/130+4/11/130	72	TR-F	Biesse Selco

1.2.3 HW Panel-sizing saw blades 2.0

Art. No.	D	B	b	d	NL / SL	Z	Tooth shape	Compatible with
TC100642	400	4.4	3.2	80	NL=4/8.5/100+ 2/7/110+2/14/110	72	TR-F	SCM; Gabbiani
TC100643	420	4.8	3.5	60	NL=2/14/100+ 2/11/115+ 2/19/120+2/14/125	72	TR-F	Homag Sawteq B400 (HPP400)
TC100644	430	4.4	3.2	30	NL=NLK+2/13/94	72	TR-F	HolzHer
TC100645	430	4.4	3.2	60	NL=2/11/85	72	TR-F	Anthon LNA
TC100646	430	4.8	3.5	65	NL=2/9/110	72	TR-F	Biesse Selco WN 650
TC100647	430	4.8	3.5	70	NL=4/19/120+ 2/9/130+4/11/130	72	TR-F	Biesse Selco WN 710
TC100648	430	4.4	3.2	75	NL=4/15/105+2/7/110	72	TR-F	Giben Starmatic 1000
TC100649	430	4.4	3.2	80	NL=4/19/120+ 2/9/130+4/11/130	72	TR-F	Biesse Selco EB & WN
TC100650	450	4.4	3.2	30	NL=NLK+2/13/94	72	TR-F	Mayer PS; Panhans; Scheer; Schelling FM
TC100651	450	4.4	3.2	60	NL=2/14/100+ 2/11/115+ 2/19/120+2/14/125	72	TR-F	Homag Sawteq B400 (HPP400)
TC100652	450	4.8	3.5	60	NL=2/14/100+ 2/11/115+ 2/19/120+2/14/125	72	TR-F	Homag Sawteq B400 (HPP400)
TC100653	450	4.4	3.2	75	NL=4/15/105+2/7/110	72	TR-F	Giben
TC100654	450	4.4	3.2	80	NL=4/8.5/100+ 2/7/110+2/14/110	72	TR-F	Gabbiani
TC100655	450	4.8	3.5	80	NL=4/19/120+ 2/9/130+4/11/130	72	TR-F	Biesse Selco WN 200 & WN 600/132
TC100656	460	4.4	3.2	30	NL=NLK+2/13/94	72	TR-F	Schelling FH6 & AH6 & CH6 alt
TC100657	470	4.8	3.5	70	NL=4/19/120+ 2/9/130+4/11/130	72	TR-F	Biesse Selco WN 730
TC100658	470	4.8	3.5	75	NL=4/15/105+2/7/110	72	TR-F	Giben Pris-/ Tetramatic
TC100659	470	4.4	3.2	75	NL=4/15/105+2/7/110	96	TR-F	Giben Prismatic 3 & Tetramatic
TC100660	480	4.4	3.2	30	NL=NLK+2/13/94	72	TR-F	Schelling FH6 & AH6 & CH6 neu
TC100661	480	4.8	3.5	60	NL=2/14/100+ 2/11/115+ 2/19/120+2/14/125	72	TR-F	Homag HPP530
TC100662	480	4.8	3.5	70	NL=4/19/120+ 2/9/130+4/11/130	72	TR-F	Biesse Selco WN 750
TC100663	480	4.8	3.5	80	NL=4/19/120+ 2/9/130+4/11/130	72	TR-F	Biesse Selco WN 512 & WN 600/145



1.2.3 HW Panel-sizing saw blades 2.0



Art. No.	D	B	b	d	NL / SL	Z	Tooth shape	Compatible with
TC100664	500	4.4	3.2	30	NL=NLK+2/13/94	60	TR-F	Schelling
TC100665	500	4.8	3.5	60	NL=2/14/100+ 2/11/115+ 2/19/120+2/14/125	72	TR-F	Homag HPL 22
TC100666	510	4.8	3.5	80	NL=4/19/120+ 2/9/130+4/11/130	72	TR-F	Biesse Selco WNA 600/162
TC100667	520	4.8	3.5	30	NL=NLK+2/13/94	72	TR-F	Schelling FH8 & AH8 & CH8
TC100668	520	4.8	3.5	60	NL=2/14/100+ 2/11/115+ 2/19/120+2/14/125	72	TR-F	Homag Sawteq B500 (HPP500) & HPP23 & HPP550
TC100669	520	4.8	3.5	70	NL=4/19/120+ 2/9/130+4/11/130	72	TR-F	Biesse Selco WN 750
TC100670	530	5.0	3.5	30		60	TR-F	Schelling
TC100671	570	4.8	3.5	60	NL=2/14/100+ 2/11/115+ 2/19/120+2/14/125	60	TR-F	Homag Sawteq B500 (HPP500)
TC100672	580	5.5	4.0	40	NL=2/13/114+ 2/13/122+2/13/140	60	TR-F	Schelling AT & FT & AS & FS
TC100673	600	5.8	4.0	60	NL=2/14/100+ 2/11/115+ 2/19/120+2/14/125	60	TR-F	Homag Sawteq B600 (HPP600)
TC100674	600	5.8	4.0	80	NL=2/14/100+ 2/11/115+ 2/19/120+2/14/125	60	TR-F	
TC100675	600	5.8	4.0	60	NL=2/14/100+ 2/11/115+ 2/19/120+2/14/125	72	TR-F	Homag Sawteq B600 (HPP600)
TC100676	670	5.8	4.2	60	NL=2/19/120+2/11/148	48	TR-F	Homag Type 66
TC100677	680	6.2	4.2	40	NL=2/13/114+ 2/13/122+2/13/140	60	TR-F	Schelling AS & FS
TC100678	680	6.2	4.2	80	NL=4/19/120+ 2/9/130+4/11/130	60	TR-F	
TC100679	700	7.0	5.0	80	NL=2/17/110	60	TR-F	Anthon LNC
TC100680	720	6.4	4.4	40	NL=2/13/114+ 2/13/122+2/13/140	60	TR-F	Schelling AS & FS
TC100681	730	6.2	4.2	60	NL=2/19/120+2/11/148	60	TR-F	Homag Type 66
TC100682	730	7.0	5.0	80	NL=2/17/110	60	TR-F	Anthon LNC

1.2.4 HW Panel-sizing saw blades 2.0 Thin section

HW Panel-sizing saw blades 2.0 Thin section

DP version see DP chapter 2.1-2.7 from page 70

Application

- Plastic Laminated and film-coated wood-based material
- HPL
- Sizing and finish cut with long service life
- Panel sizing units, horizontal with scoring aggregate

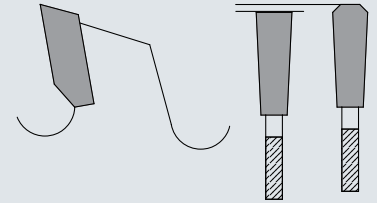
Design

- Tungsten carbide tipped
- Noise reduced due to minimal gullets and new saw body design
- Reduced cutting pressure
- Flat-triple-chip tooth
- MEC

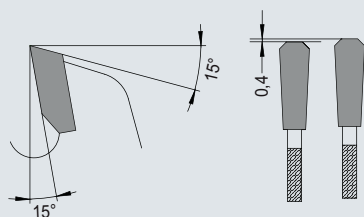
Quality

- HW

Art. No.	D	B	b	d	NL / SL	Z	Tooth shape	Compatible with
TC101000	300	3.2	2.2	30	NL=NLK	60	TR-F	Panhans ECOPAN, P8; HolzHer DBS 6010
TC101001	300	3.2	2.2	60	NL=2/14/100	60	TR-F	Homag Sawteq B130 (HPP130)
TC101002	320	3.6	2.8	65	NL=2/9/110	60	TR-F	Biesse Selco EB 75 & 80, Sektor 430 & 450
TC101003	350	3.6	2.8	30	NL=2/10/60	72	TR-F	HolzHer; Panhans; Scheer; Schelling
TC101004	350	3.6	2.8	60	NL=2/14/100	72	TR-F	Homag Sawteq B200 (HPP200) & B300 (HPP300)
TC101005	355	3.6	2.8	65	NL=2/9/110	72	TR-F	Biesse Selco EB 95 & Sektor 470
TC101006	380	3.6	2.8	60	NL=2/14/100+ 2/14/125	72	TR-F	Homag Sawteq B300 (HPP300) & HPP180
TC101007	380	3.6	2.8	65	NL=2/9/110	72	TR-F	Biesse Selco WN 610
TC101008	380	3.6	2.8	75	NL=2/7/110	72	TR-F	Giben
TC101009	400	4.0	3.0	65	NL=2/9/110	72	TR-F	Biesse Selco WN 630
TC101010	430	4.0	3.0	65	NL=2/9/110	72	TR-F	Biesse Selco WN 650



1.2.5 HW Panel-sizing saw blades Solution



HW Panel-sizing saw blades Solution

DP version see DP chapter 2.1-2.7 from page 70

Application

- Plastic Laminated and film-coated wood-based material
- Duroplastic
- Finish cut with long service life
- Single panels and panels in packs
- Panel sizing units, horizontal with scoring aggregate

Design

- Tungsten carbide tipped
- Noise reduced durch N-Schlitz im Grundkörper
- Variable tooth pitch and different gullet depths
- Triple-chip tooth positive
- MEC

Quality

- HW

Art. No.	D	B	b	d	NL / SL	Z	Tooth shape	Compatible with
TC101100	320	4.4	3.2	50	NL=3/13/80+3/13/95	60	TR	Giben
TC101101	350	4.4	3.2	30	NL=2/10/60	72	TR	Panhans; Schelling; HolzHer
TC101102	350	4.4	3.2	60	NL=2/14/100	72	TR	Homag
TC101103	355	4.4	3.2	30	NL=2/10/60	72	TR	Mayer
TC101104	360	4.4	3.2	65	NL=2/9/110	72	TR	Biesse Selco
TC101105	380	4.4	3.2	50	NL=4/13/80	72	TR	Giben
TC101106	380	4.4	3.2	60	NL=2/14/100+2/14/125	72	TR	Homag
TC101107	380	4.8	3.5	60	NL=2/14/100+2/14/125	72	TR	Homag
TC101108	400	4.4	3.2	30		72	TR	Mayer; Panhans; Scheer
TC101109	450	4.8	3.5	60	NL=2/19/120+2/14/125	72	TR	Homag
TC101110	480	4.8	3.5	60	NL=2/11/115+2/19/120	72	TR	Homag
TC101111	520	4.8	3.5	60	NL=2/11/115+2/19/120	72	TR	Homag

1.3 Scoring saw blades

1.3.1 HW Scoring saw blades super plus

Application

- Plastic Laminated and film-coated wood-based material
- Veneered wood-based material
- Double hogging with long service life
- Panel sizing units, horizontal with scoring aggregate

Design

- Tungsten carbide tipped
- Noise-reduced due to variable tooth pitch and different gullet depths

- Conical alternate top bevel tooth tips for aggregates with low motor power
- MEC

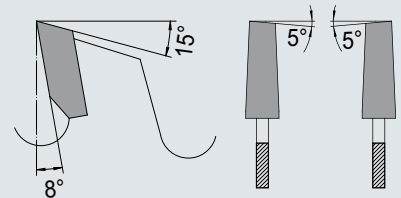
Type

- 1-part

Quality

- HW

Art. No.	D	B	b	d	NL / SL	Z	Tooth shape	Compatible with
TC101150	150	4.4-5.6	3.4	30		28	WZ-KO	Mayer
TC101151	180	4.8-5.8	3.5	45		36	WZ-KO	Homag
TC101152	200	4.4-5.6	3.2	65	NL=2/9/100+2/9/110	36	WZ-KO	Biesse
TC101153	200	4.4-5.6	3.4	20	NL=2/11/66	36	WZ-KO	Panhans; Schelling
TC101154	200	4.8-5.8	3.5	45		36	WZ-KO	Homag



1.3.2 HW Scoring saw blades 1-part Postforming

Application

- Plastic Laminated and film-coated wood-based material
- Scoring of postformed components
- Panel sizing units, horizontal with scoring aggregate

Design

- Tungsten carbide tipped
- Alternate top bevel tooth and alternate top bevel tooth with axial angle for postforming cuts
- MAN / MEC

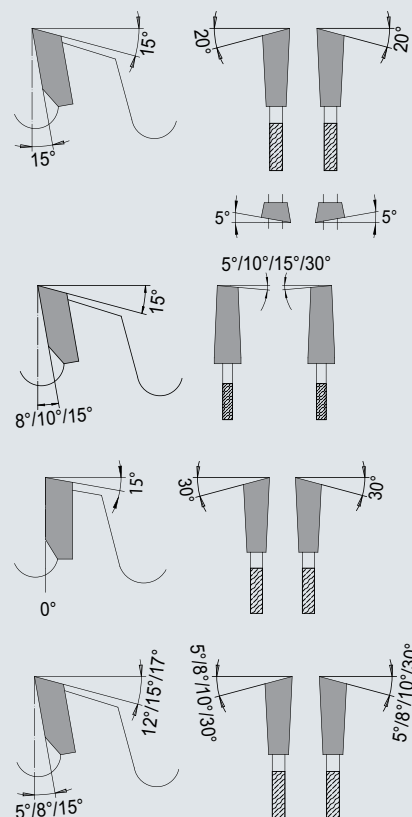
Type

- 1-part

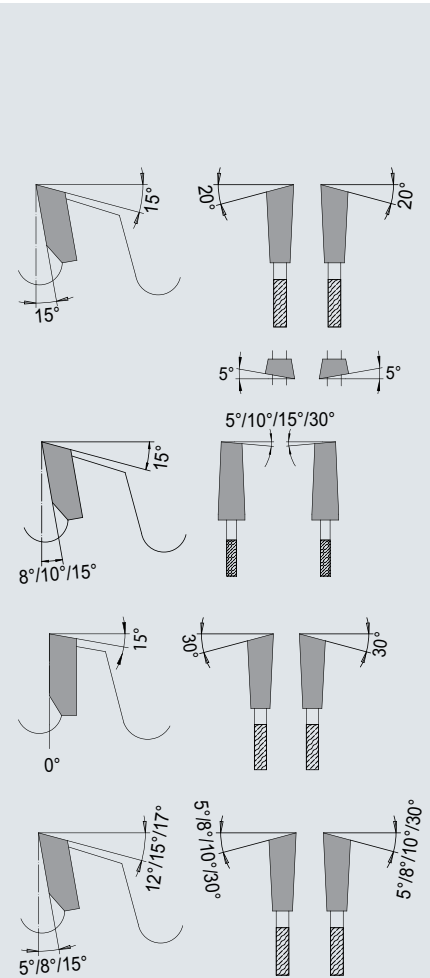
Quality

- HW

Art. No.	D	B	b	d	NL / SL	Z	Tooth shape	Compatible with
TC101180	180	4.55	3.5	30		36	WZ	Panhans Postforming
TC101181	200	4.6-5.6	3.5	45		36	WZ-KO	Homag Postforming
TC101182	220	4.55	3.6	20	NL=2/9/62	48	WZA	Schelling Postforming
TC101183	280	3.4	2.4	45		60	WZ	Homag Postforming



1.3.2 HW Scoring saw blades 1-part postforming



Art. No.	D	B	b	d	NL / SL	Z	Tooth shape	Compatible with
TC101184	280	5.0	3.5	45		84	WZ	Homag Postforming
TC101185	280	4.8-5.8	3.5	45		72	WZ-KO	Homag Postforming
TC101186	300	3.7-4.5	2.8	65	NL=2/9/100+2/9/110	48	WZ-KO	Biesse Postforming
TC101187	300	3.8	2.8	65	NL=2/9/100+2/9/110	72	WZ	Biesse Postforming
TC101188	300	4.1-4.9	3.0	65	NL=2/9/100+2/9/110	48	WZ-KO	Biesse Postforming
TC101189	300	4.55	3.2	30	NL=2/11/73	72	WZ	Schelling Postforming
TC101190	300	4.55	3.2	65	NL=2/9/100+2/9/110	72	WZ	Biesse Postforming
TC101191	300	4.6	3.2	65	NL=2/9/100+2/9/110	72	WZ	Biesse Postforming
TC101192	300	4.6	3.2	80	NL=2/14/110	72	WZ	Gabbiani Postforming
TC101193	300	4.4-5.2	3.2	30	NL=2/11/73	48	WZ-KO	Schelling Postforming
TC101194	300	4.4-5.6	3.2	65	NL=2/9/100+2/9/110	48	WZ-KO	Biesse Postforming
TC101195	300	4.8-5.8	3.5	65	NL=2/9/110	48	WZ-KO	Biesse Postforming
TC101196	340	5.0	3.5	45	NL=3/14/65	108	WZ	Homag Postforming
TC101197	350	3.8	2.8	65	NL=2/9/100+2/9/110	72	WZ	Biesse Postforming
TC101198	350	4.2	3.0	65	NL=2/9/100+2/9/110	72	WZ	Biesse Postforming
TC101199	350	4.6	3.2	65	NL=2/9/110	72	WZ	Biesse Postforming
TC101200	350	5.0	3.5	65	NL=2/9/110	72	WZ	Biesse Postforming

1.3 Scoring saw blades

1.3.3 HW Scoring saw blades 1-part

DP version see DP chapter 2.1-2.7 from page 70

Application

- Plastic Laminated and film-coated wood-based material
- Double hogging
- Panel sizing units, horizontal with scoring aggregate

Design

- Tungsten carbide tipped
- Flat tooth conical for longer tool life and higher feed speed

- Conical alternate top bevel tooth tips for aggregates with low motor power
- MAN / MEC

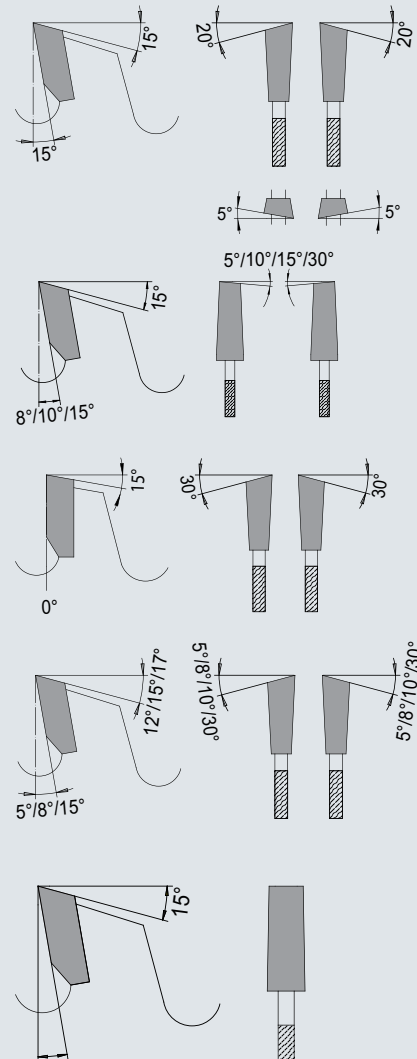
Type

- 1-part

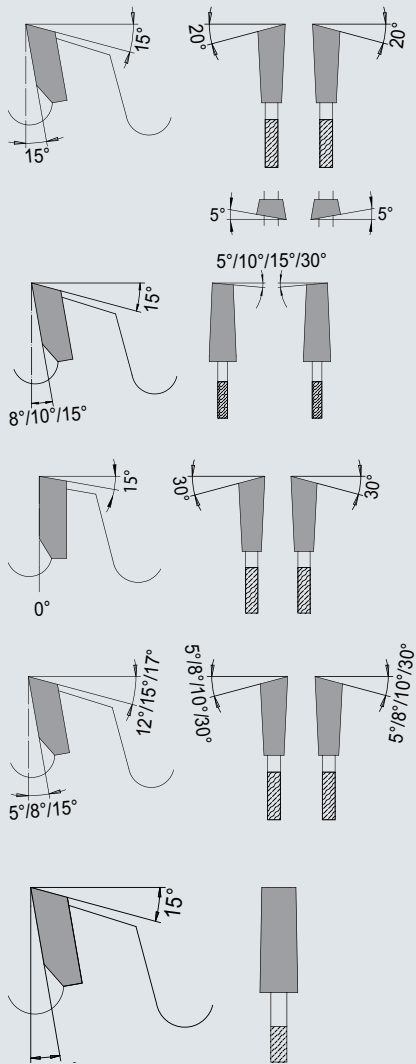
Quality

- HW

Art. No.	D	B	b	d	NL / SL	Z	Tooth shape	Compatible with
TC101300	100	3.0-4.0	2.6	20		20	FZ-KO	Schelling
TC101301	120	3.1-4.3	2.8	20		24	FZ-KO	
TC101302	125	3.1-4.3	2.2	22		24	FZ-KO	Martin
TC101303	125	3.1-4.3	2.2	20		24	FZ-KO	Panhans
TC101304	125	4.4-5.6	3.4	20		24	FZ-KO	Gabbiani; Panhans
TC101305	125	4.4-5.4	3.2	45		20	WZ-KO	Giben; Mayer
TC101306	127	3.8-5.0	2.8	45		24	FZ-KO	Giben
TC101307	127	4.0-5.2	3.4	45		24	FZ-KO	Giben; Mayer
TC101308	127	4.4-5.6	3.4	45		24	FZ-KO	Giben; Mayer
TC101309	150	3.0-4.0	2.6	30		28	FZ-KO	
TC101310	150	3.3-4.1	2.2	30		28	FZ-KO	Mayer
TC101311	150	3.3-4.1	2.2	45		28	FZ-KO	Homag HPP 130
TC101312	150	3.7-4.5	2.8	30		28	FZ-KO	Mayer PS 80
TC101313	150	4.4-5.6	3.4	30		28	FZ-KO	Mayer
TC101314	150	4.4-5.4	3.2	45		20	WZ-KO	Homag; Mayer
TC101315	160	3.1-4.0	2.6	20		32	FZ-KO	Langzauner
TC101316	160	4.4-5.6	3.2	30		28	FZ-KO	
TC101317	160	4.4-5.4	3.2	45	NL=3/11/70	30	WZ-KO	Giben



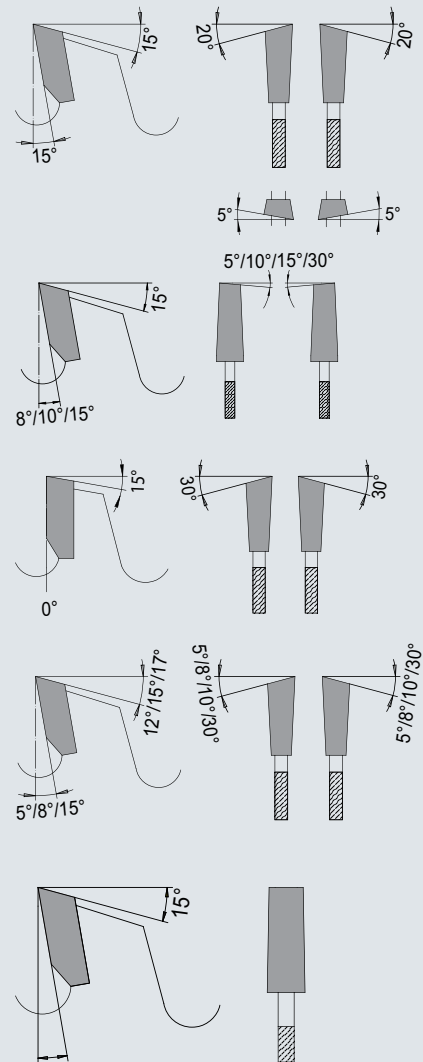
1.3.3 HW Scoring saw blades 1-part



Art. No.	D	B	b	d	NL / SL	Z	Tooth shape	Compatible with
TC101318	160	4.4-5.4	3.2	55	NL=3/7/66+3/6/84	30	WZ-KO	Gabbiani
TC101319	160	4.4-5.4	3.2	55	NL=3/7/66+3/6/84	36	WZ-KO	SCM
TC101320	180	3.2-4.3	2.8	16	NL=2/6/33	42	FZ-KO	Scheer
TC101321	180	3.3-4.1	2.2	30	NL=NLK	28	FZ-KO	Panhans Eco
TC101322	180	3.7-4.5	2.8	30	NL=NLK	28	FZ-KO	Schelling; Panhans; HolzHer
TC101323	180	3.7-4.5	2.8	45		36	FZ-KO	Homag
TC101324	180	4.4-5.6	3.4	20	NL=2/9/60	28	FZ-KO	Anthon; Schelling
TC101325	180	4.4-5.4	3.2	30	NL=2/7/47+2/10/60	36	WZ-KO	Panhans; HolzHer
TC101326	180	4.4-5.6	3.5	45		36	WZ-KO	Homag
TC101327	180	4.4-5.4	3.2	50	NL=3/13/80	42	WZ-KO	Giben
TC101328	180	4.8-5.8	3.5	45		36	WZ-KO	Homag
TC101329	180	5.8-6.8	4.0	20		36	FZ-KO	Anthon
TC101330	180	6.8-7.8	5.0	20		36	FZ-KO	Anthon; Schelling
TC101331	190	3.7-4.5	2.8	50	NL=2/7/80	32	FZ-KO	Giben
TC101332	190	4.4-5.6	3.2	50	NL=2/7/80	36	FZ-KO	Giben
TC101333	200	3.2-4.3	2.8	30		60	FZ-KO	Scheer
TC101334	200	3.3-4.1	2.2	45		36	FZ-KO	Homag HPP 230
TC101335	200	3.7-4.5	2.8	20	NL=2/11/66	36	FZ-KO	Schelling FH4; Panhans
TC101336	200	3.7-4.5	2.8	30	NL=2/8,5/60	36	FZ-KO	Scheer
TC101337	200	3.7-4.5	2.8	45		36	FZ-KO	Homag
TC101338	200	3.7-4.5	2.8	65	NL=2/9/100+2/9/110	32	FZ-KO	Biesse
TC101339	200	4.1-5.3	3.0	65	NL=2/9/100+2/9/110	36	FZ-KO	Biesse
TC101340	200	4.4-5.2	3.2	45		36	FZ-KO	Homag
TC101341	200	4.4-5.6	3.4	20	NL=2/11/66	24	FZ-KO	Schelling
TC101342	200	4.4-5.4	3.2	20		36	WZ-KO	Schelling

1.3.3 HW Scoring saw blades 1-part

Art. No.	D	B	b	d	NL / SL	Z	Tooth shape	Compatible with
TC101343	200	4.4-5.4	3.2	30	NL=2/9/60	36	WZ-KO	Panhans; Scheer
TC101344	200	4.4-5.6	3.2	50	NL=3/13/80	42	FZ-KO	Giben
TC101345	200	4.4-5.6	3.2	65	NL=2/9/100+2/9/110	36	WZ-KO	Biesse
TC101346	200	4.4-5.4	3.2	80	NL=2/14/110	36	WZ-KO	Gabbiani; SCM
TC101347	200	4.8-5.8	3.2	30	NL=2/9/60	36	WZ-KO	Scheer
TC101348	200	4.8-5.8	3.5	45		36	WZ-KO	Homag
TC101349	200	4.8-5.8	3.5	65	NL=2/9/100+2/9/110	36	WZ-KO	Biesse
TC101350	200	5.0-5.8	3.5	20	NL=2/11/66	36	FZ-KO	Schelling
TC101351	200	5.5-6.6	3.8	20	NL=2/11/66	36	FZ-KO	Schelling
TC101352	200	5.9-6.9	3.5	45		36	FZ-KO	Homag
TC101353	200	6.2-7.2	4.2	20	NL=2/11/66	36	FZ-KO	Schelling
TC101354	200	6.2-7.2	4.2	45		36	FZ-KO	Homag
TC101355	200	7.0-8.0	5.0	20	NL=2/9/60	36	FZ-KO	Anthon
TC101356	215	3.7-4.5	2.8	50	NL=2/7/80	32	FZ-KO	Giben
TC101357	215	4.4-5.4	3.2	50	NL=3/15/80	42	WZ-KO	Giben
TC101358	215	4.8-5.8	3.5	50	NL=2/7/80	42	FZ-KO	Giben
TC101359	220	3.3-4.1	2.4	45		60	FZ-KO	Homag Sawteq B-320
TC101360	220	6.4-7.4	4.4	20		36	FZ-KO	Schelling
TC101361	280	4.4-5.2	3.2	45		72	FZ-KO	Homag Sawteq B-300
TC101362	300	3.7-4.5	2.8	30	NL=2/11/73+2/13/94	36	FZ-KO	Schelling -2015
TC101363	300	4.4-5.2	3.2	30	NL=2/11/73+2/13/94	36	FZ-KO	Schelling Postforming
TC101364	300	4.4-5.6	3.5	50	NL=3/15/80	48	FZ-KO	Giben
TC101365	300	4.8-5.6	3.2	65	NL=2/9/110	72	FZ-KO	Biesse Postforming



1.3 Scoring saw blades

1.3.4 HW Scoring saw blades 2-part

DP version see DP chapter 2.1-2.7 from page 70

Application

- Plastic Laminated and film-coated wood-based material
- Double hogging
- Panel sizing units, horizontal with scoring aggregate

Design

- Tungsten carbide tipped

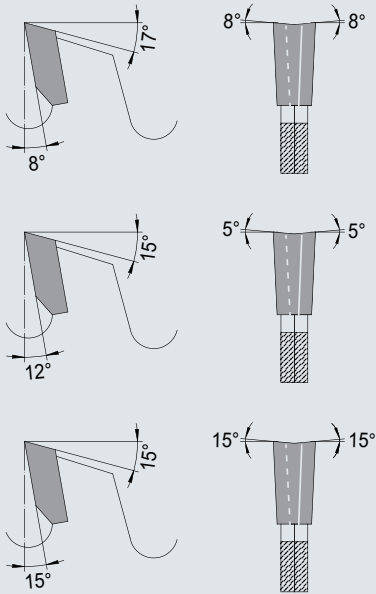
- Conical alternate top bevel tooth tips for aggregates with low motor power
- MAN / MEC

Type

- 2-part

Quality

- HW



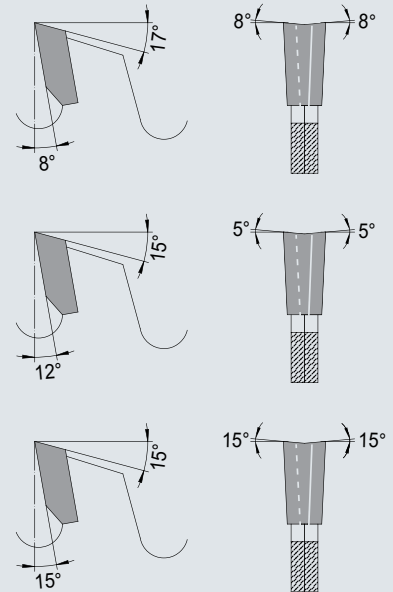
Art. No.	D	B	b	d	NL / SL	Z	Tooth shape	Compatible with
TC101500*	80	2.8-3.6	4.0	20		20 (10+10)	WZ-KO	Felder; Striebig
TC101501	100	2.8-3.6	4.0	20	NL=2/3.5/42	24 (12+12)	WZ-KO	Martin; Panhans; Schelling
TC101502	100	2.8-3.6	4.0	22	NL=2/3.5/42	24 (12+12)	WZ-KO	Altendorf; Striebig; Panhans
TC101503	110	2.8-3.6	4.0	20		24 (12+12)	WZ-KO	GMC
TC101504	120	2.8-3.6	4.0	20	NL=2/3.5/42	24 (12+12)	WZ-KO	HolzHer; SCM
TC101505	120	2.8-3.6	4.0	22	NL=2/3.5/42	24 (12+12)	WZ-KO	Altendorf
TC101506	120	2.8-3.8	4.0	22	SL=4/M5/39+ 4/M5/55+NL=2/3.8/42	24 (12+12)	WZ-KO	Martin T73/T74
TC101507	120	2.8-3.8	4.4	22	SL=2/M4/42+ 2/M4/39	24 (12+12)	WZ-KO	Martin T72A
TC101508	120	2.8-3.8	4.4	50	NL=4/6.5/62	24 (12+12)	WZ-KO	Altendorf Rapido
TC101509	120	2.8-3.8	6.0	50	NL=4/4.5/60+4/8/60	24 (12+12)	WZ-KO	Altendorf; SCM
TC101510	125	2.8-3.6	4.4	20	NL=2/3.5/42	24 (12+12)	WZ-KO	Paolini
TC101511	125	2.8-3.6	4.0	22		24 (12+12)	WZ-KO	

1.3.4 HW Scoring saw blades 2-part

Art. No.	D	B	b	d	NL / SL	Z	Tooth shape	Compatible with
TC101512	125	2.8-3.8	6.0	50	NL=4/4.5/60+4/8/60	24 (12+12)	WZ-KO	Panhans
TC101513	140	2.8-3.8	4.0	36	NL=3/9/55+3/4.2/55 +2/6.2/51	36 (18+18)	WZ-KO	Martin T75
TC101514	180	2.8-3.8	4.4	50	SL=4/M6/62	36 (18+18)	WZ-KO	Altendorf Rapido
TC101515	180	4.4-5.6	3.2	45		40 (20+20)	WZ-KO	Homag

*Flange Striebig

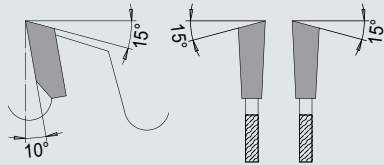
Art. No.	D	B	b	d	NL / SL	Z	Tooth shape	Compatible with
*TA825207	60/40	8.7		20				



1.4 Universal circular saw blades

1.4.1 HW universal saw blades for lengthwise and across the grain

DP version see DP chapter 2.1-2.7 from page 70



Application

- Solid wood
- Panel material raw, one-side coated
- Paper-based Laminatase
- Thermoplastic
- Longitudinal cut
- Cross cut for universal application
- Sizing saw
- Cut-off saw

Design

- Tungsten carbide tipped
- Alternate top bevel tooth positive
- MAN / MEC

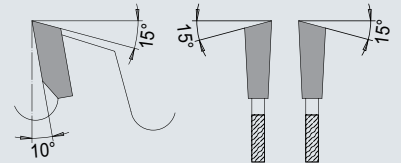
Quality

- HW

Art. No.	D	B	b	d	NL / SL	Z	Tooth shape	Compatible with
TC102000	150	3.2	2.2	30		24	WZ	
TC102001	150	3.2	2.2	30		36	WZ	
TC102002	180	3.2	2.2	30		30	WZ	
TC102003	180	3.2	2.2	30		42	WZ	
TC102004	200	3.2	2.2	30		36	WZ	
TC102005	200	3.2	2.2	30		48	WZ	
TC102006	220	3.2	2.2	30	NL=NLK	36	WZ	
TC102007	250	3.2	2.2	30	NL=NLK	30	WZ	
TC102008	250	3.2	2.2	30	NL=NLK	48	WZ	
TC102009	250	3.2	2.2	30	NL=NLK	60	WZ	
TC102010	250	3.2	2.2	30	NL=NLK	80	WZ	
TC102011	270	3.2	2.2	30	NL=NLK	24	WZ	
TC102012	300	3.2	2.2	30	NL=NLK	36	WZ	
TC102013	300	3.2	2.2	30	NL=NLK	48	WZ	
TC102014	300	3.2	2.2	30	NL=NLK	60	WZ	
TC102015	300	3.2	2.2	30	NL=NLK	72	WZ	
TC102016	300	3.2	2.2	30	NL=NLK	96	WZ	
TC102017	315	3.2	2.2	30	NL=NLK	48	WZ	
TC102018	315	3.2	2.2	30	NL=NLK	72	WZ	
TC102019	350	3.5	2.5	30	NL=NLK	54	WZ	
TC102020	350	3.5	2.5	30	NL=NLK	72	WZ	
TC102021	350	3.5	2.5	30	NL=NLK	84	WZ	
TC102022	400	3.5	2.5	30	NL=NLK	48	WZ	
TC102023	400	3.5	2.5	30	NL=NLK	60	WZ	
TC102024	400	3.5	2.5	30	NL=NLK	84	WZ	
TC102025	400	3.5	2.5	30	NL=NLK	96	WZ	

1.4 Universal circular saw blades

Art. No.	D	B	b	d	NL / SL	Z	Tooth shape	Compatible with
TC102026	400	3.5	2.5	30	NL=NLK	120	WZ	Weinig Dimter
TC102027	450	4.4	2.8	80	NL=2/13/100	40	WZ	Irion; Raimann
TC102028	450	4.0	2.8	30	NL=NLK	66	WZ	
TC102029	500	4.0	2.8	30	NL=NLK	72	WZ	
TC102030	550	4.8	3.4	30	NL=NLK	44	WZ	
TC102031	550	5.2	3.8	30	NL=NLK	84	WZ	Altendorf; Martin; SCM
TC102032	600	5.2	3.8	30	NL=2/10/80+2/15/63	72	WZ	



1.4.2 HW universal solid- and exotic wood

Application

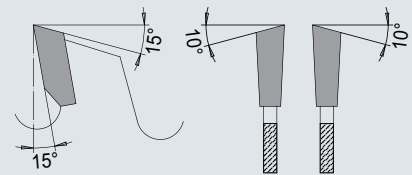
- Solid wood soft to hard
- Exotic wood
- Veneer packs
- Plywood
- Chipboard
- Longitudinal cut
- Cross cut and planing cut
- Sizing saw

Design

- Tungsten carbide tipped
- Alternate top bevel tooth positive
- MAN / MEC

Quality

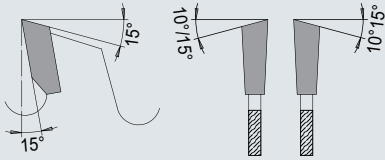
- HW



Art. No.	D	B	b	d	NL / SL	Z	Tooth shape
TC102100	250	3.2	2.2	30	NL=NLK	40	WZ
TC102101	300	3.2	2.2	30	NL=NLK	48	WZ
TC102102	350	3.2	2.2	30	NL=NLK	54	WZ
TC102103	400	3.6	2.4	30	NL=NLK	60	WZ
TC102104	450	4.0	2.8	30	NL=NLK	66	WZ
TC102105	500	4.0	2.8	30	NL=NLK	72	WZ

1.4 Universal circular saw blades

1.4.2 HW universal solid- and exotic wood



Application

- Solid wood soft to hard
- Exotic wood
- Veneer packs
- Plywood
- Chipboard
- Longitudinal cut
- Cross cut and planing cut
- Sizing saw

Design

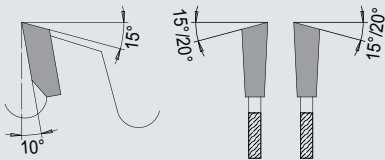
- Tungsten carbide tipped
- Thin kerf
- Alternate top bevel tooth positive
- MAN / MEC

Quality

- HW

Art. No.	D	B	b	d	NL / SL	Z	Tooth shape
TC102200	180	2.4	1.8	30	NL=NLK	30	WZ
TC102201	200	2.4	1.8	30	NL=NLK	36	WZ
TC102202	250	2.7	2.0	30	NL=NLK	40	WZ
TC102203	300	2.7	2.0	30	NL=NLK	48	WZ
TC102204	350	2.7	2.0	30	NL=NLK	54	WZ

1.4.3 HW Thin panel materials



Application

- Solid wood
- Panel material raw and coated
- Thermoplastic
- Duroplastic
- Longitudinal cut
- Cross cut
- For thin panel material
- Sizing saw

Design

- Tungsten carbide tipped
- Saw blade with high number of teeth
- Alternate top bevel tooth positive
- MAN / MEC

Quality

- HW

Art. No.	D	B	b	d	NL / SL	Z	Tooth shape
TC102300	150	3.2	2.2	30		48	WZ
TC102301	180	3.2	2.2	30	NL=NLK	54	WZ
TC102302	200	3.2	2.2	30	NL=NLK	60	WZ
TC102303	220	3.2	2.2	30	NL=NLK	64	WZ
TC102304	250	3.2	2.2	30	NL=NLK	80	WZ
TC102305	300	3.2	2.2	30	NL=NLK	96	WZ
TC102306	350	3.2	2.2	30	NL=NLK	108	WZ
TC102307	350	3.5	2.4	30	NL=NLK	108	WZ
TC102308	400	3.5	2.4	30	NL=NLK	120	WZ
TC102309	450	4.0	2.8	30	NL=NLK	138	WZ
TC102310	500	4.0	2.8	30	NL=NLK	144	WZ

1.4 Universal circular saw blades

1.4.4 HW circular saw blades Sprint

DP version see DP chapter 2.1-2.7 from page 70

Application

- Laminated wood-based material including material with very thick top layers
- Solid wood quer
- Plastic Profiles
- Trimming of wood-based material in finish cut quality
- Sizing saw
- CNC
- Double mitre saw

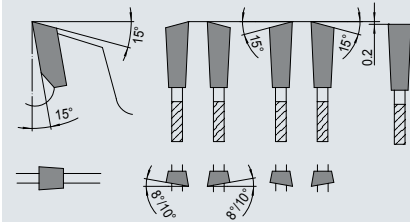
Design

- Tungsten carbide tipped
- Reduced kerf
- Noise reduced
- Precision design
- Alternate top bevel tooth with axial angle
- Flat tooth positive
- MAN / MEC

Quality

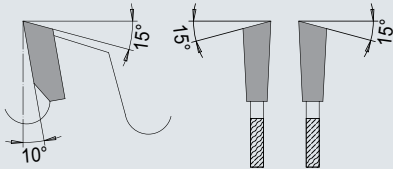
- HW

Art. No.	D	B	b	d	NL / SL	Z	Tooth shape	Compatible with
TC102400	100	4.0	2.8	30		30	WZA-WZA-F	BHX Typee 050/055
TC102401	100	5.0	4.0	30		30	WZA-WZA-F	BHX Typee 050/055
TC102402	120	4.0	2.8	20		35	WZA-WZA-F	SCM; Morbidelli
TC102403	120	5.0	4.0	20		35	WZA-WZA-F	SCM; Morbidelli
TC102404	125	4.0	2.8	30	SL=4/M5/48+4/M5/48	35	WZA-WZA-F	BHX Typee 500
TC102405	125	5.0	4.0	30	SL=4/M5/48+4/M5/48	35	WZA-WZA-F	BHX Typee 500
TC102406	180	3.0	2.2	30	NL=NLK	60	WZA-WZA-F	
TC102407	200	3.0	2.2	30	NL=NLK	65	WZA-WZA-F	
TC102408	220	3.0	2.2	30	NL=NLK	70	WZA-WZA-F	
TC102409	240	3.0	2.2	30	SL=4/M5/52+4/M5/52	75	WZA-WZA-F	Homag
TC102410	240	3.0	2.2	40	SL=8/M5/52	75	WZA-WZA-F	Homag Flex 5/5+; Weeke
TC102411	250	3.0	2.2	30	NL=NLK	80	WZA-WZA-F	
TC102412	255	3.0	2.2	30	NL=NLK	80	WZA-WZA-F	
TC102413	303	3.0	2.2	30	NL=NLK	100	WZA-WZA-F	Striebig; Altendorf
TC102414	355	3.0	2.2	30	NL=NLK	100	WZA-WZA-F	
TC102415	405	3.0	2.2	30	NL=NLK	120	WZA-WZA-F	
TC102416	450	3.6	2.8	30	NL=NLK	130	WZA-WZA-F	
TC102417	500	3.6	2.8	30	NL=NLK	145	WZA-WZA-F	
TC102418	550	4.4	3.6	40	NL=2/10/80	155	WZA-WZA-F	



1.4 Universal circular saw blades

1.4.5 Circular saw blades thin cut



Application

- Solid wood
- Panel material raw and coated
- Thermoplastic
- Duroplastic
- Longitudinal cut
- Cross cut
- For cutting plastic material and Profiled wood
- Sizing saw

Design

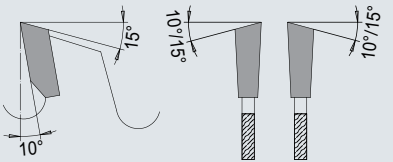
- Tungsten carbide tipped
- Thin kerf
- Noise reduced
- Alternate top bevel tooth positive
- MAN / MEC

Quality

- HW

Art. No.	D	B	b	d	NL / SL	Z	Tooth shape
TC102500	180	2.4	1.8	30	NL=NLK	54	WZ
TC102501	200	2.4	1.8	30	NL=NLK	60	WZ
TC102502	250	2.4	1.8	30	NL=NLK	80	WZ
TC102503	300	2.4	1.6	30	NL=NLK	96	WZ
TC102504	350	2.7	2.0	30	NL=NLK	108	WZ

1.4.6 HW Circular saw blades veneer



Application

- Thin-walled Acrylic glass
- Pertinax
- Epoxid
- Veneer packs
- Paper-based Laminates
- Profiles
- Longitudinal cut
- Cross cut
- Sizing saw
- Veneer saw

Design

- Tungsten carbide tipped
- Thin kerf
- Alternate top bevel tooth positive
- Precision design
- MAN / MEC

Quality

- HW

Art. No.	D	B	H	b	d	NL / SL	Z	Tooth shape	Compatible with
TC102600	150	2.2		1.6	30		60	WZ	
TC102601	160	2.2		1.6	16	NL=1/6/33	64	WZ	Scheer
TC102602	180	2.2		1.6	16	NL=1/6/33	72	WZ	Scheer; Mayer
TC102603	200	2.2		1.6	30	NL=NLK	80	WZ	
TC102604	220	2.2		1.6	30	NL=NLK	88	WZ	
TC102605	250	2.2		1.6	30	NL=NLK	100	WZ	
TC102606	300	2.2		1.6	30	NL=NLK	120	WZ	

1.4 Universal circular saw blades

1.4.6 HW Circular saw blades veneer

Application

- Thin-walled Acrylic glass
- Pertinax
- Epoxid
- Veneer packs
- Paper-based Laminatese
- Profiles
- Longitudinal cut
- Cross cut
- Sizing saw
- Veneer saw

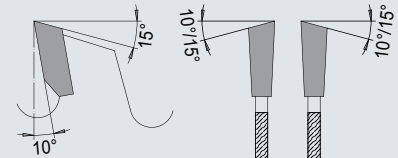
Design

- Tungsten carbide tipped
- Extra thin-kerf with stepped saw body
- Alternate top bevel tooth positive
- MAN / MEC

Quality

- HW

Art. No.	D	B	H	b	d	NL / SL	Z	Tooth shape	Compatible with
TC102700	160	1.5	38	1.0/2.4	16	NL=1/6/33	48	WZ	Scheer
TC102701	180	1.5	38	1.0/2.4	16	NL=1/6/33	54	WZ	Scheer; Mayer
TC102702	180	1.5	38	1.0/2.4	30	NL=2/7/42+2/10/60	54	WZ	
TC102703	200	1.5	38	1.0/2.4	30		60	WZ	
TC102704	250	1.5	38	1.0/2.4	30		80	WZ	



1.4.7 HW Cut-off- and mitred corner joint saw blades

Application

- Plastic Laminatedes profiles
- Wooden-mix material
- Thin-walled Acrylic glass
- Thermoplastic
- Duroplastic-Profil
- Cross cut
- Top shaft through-feed machine
- Cut-off saw
- Pendulum saw and radial-cut-off saw
- Table saw

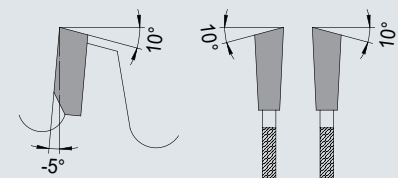
Design

- Tungsten carbide tipped
- Thin kerf
- Rigid saw body design
- Reduction off cutting pressure
- Alternate top bevel tooth negative
- MAN / MEC

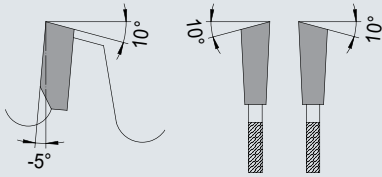
Quality

- HW

Art. No.	D	B	b	d	NL / SL	Z	Tooth shape	Compatible with
TC102800	216	2.8	1.8	30	NL=2/7/42	24	WZ neg.	
TC102801	216	2.8	1.8	30	NL=2/7/42	48	WZ neg.	
TC102802	216	2.8	1.8	30	NL=2/7/42	60	WZ neg.	
TC102803	216	2.8	1.8	30	NL=2/7/42	80	WZ neg.	
TC102804	250	3.2	2.2	30	NL=NLK	24	WZ neg.	
TC102805	250	3.2	2.2	30	NL=NLK	48	WZ neg.	



1.4 Universal circular saw blades



Art. No.	D	B	b	d	NL / SL	Z	Tooth shape	Compatible with
TC102806	250	3.2	2.2	30	NL=NLK	60	WZ neg.	
TC102807	250	3.2	2.2	30	NL=NLK	80	WZ neg.	
TC102808	250	2.2	1.8	30		100	WZ neg.	
TC102809	260	2.5	1.8	30	NL=NLK	48	WZ neg.	
TC102810	260	2.5	1.8	30	NL=NLK	60	WZ neg.	
TC102811	300	3.2	2.2	30	NL=NLK	48	WZ neg.	
TC102812	300	3.2	2.2	30		72	WZ neg.	
TC102813	300	3.2	2.2	30		96	WZ neg.	
TC102814	300	2.2	1.8	30		120	WZ neg.	
TC102815	305	2.6	1.8	30	NL=NLK	60	WZ neg.	
TC102816	350	3.5	2.5	30	NL=NLK	64	WZ neg.	
TC102817	350	3.2	2.2	40		72	WZ neg.	Graule
TC102818	400	3.5	2.5	30	NL=NLK	48	WZ neg.	
TC102819	420	3.5	2.4	40		120	WZ neg.	Graule
TC102820	420	4.2	2.8	40		54	WZ neg.	Graule
TC102821	450	4.4	2.8	30	NL=NLK	60	WZ neg.	
TC102822	500	4.4	2.8	30	NL=NLK	60	WZ neg.	
TC102823	520	4.4	2.8	30	NL=NLK	60	WZ neg.	
TC102824	520	4.4	3.2	50		60	WZ neg.	Graule
TC102825	520	4.4	3.2	50		72	WZ neg.	Graule
TC102826	550	4.8	3.2	30	NL=NLK	72	WZ neg.	
TC102827	600	5.2	3.6	30	NL=NLK	72	WZ neg.	

1.5 Plastic circular saw blades

1.5.1 HW circular saw blades plastic

Application

- Thermoplastice
- PC
- PMMA
- Finish cut in homogeneous material
- Panel sizing machine
- Sizing saw

- Type A: Thermoplastics, thin-walled, low tensile strength
- Type C: Thermoplastics, for stacks of material

Design

- Tungsten carbide tipped
- Burr free cutting edge
- Low vibration
- MEC

- Type A: Alternate top bevel tooth chamfered
- Triple-chip tooth

Quality

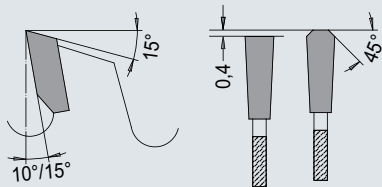
- HW

Art. No.	D	B	b	d	NL / SL	Z	Tooth shape	Type	Compatible with
TC103000	300	2.9	2.2	30	NL=NLK	96	WZ-Fase	A	
TC103001	303	3.2	2.2	30	NL=NLK	60	WZ-Fase	A	
TC103002	303	3.2	2.2	30	NL=NLK	60	TR	C	
TC103003	350	4.4	3.2	30	NL=NLK	72	WZ-Fase	A	
TC103004	350	4.4	3.2	30	NL=NLK	72	TR	C	
TC103005	380	4.4	3.2	60	NL=2/14/100	72	TR	C	Homag
TC103006	380	4.4	3.2	65	NL=2/9/110	72	TR	C	Selco
TC103007	380	4.4	3.2	65	NL=2/9/110	84	TR	C	Selco
TC103008	380	4.8	3.5	60	NL=2/14/100+2/14/125	84	WZ-Fase	A	Homag
TC103009	380	4.8	3.5	60	NL=2/14/100+2/14/125	84	TR	C	Homag
TC103010	400	4.8	3.5	30		72	TR	C	
TC103011	430	4.4	3.2	65	NL=2/9/110	72	TR	C	Selco
TC103012	430	4.4	3.2	75	NL=4/15/105	72	TR	C	Giben
TC103013	450	4.8	3.5	60	NL=2/19/120+2/14/125	72	WZ-Fase	A	Homag
TC103014	450	4.8	3.5	60	NL=2/19/120+2/14/125	72	TR	C	Homag
TC103015	460	5.0	3.6	30		72	TR	C	
TC103016	480	4.8	3.5	60	NL=2/19/120	72	WZ-Fase	A	
TC103017	480	4.8	3.5	60	NL=2/19/120	72	TR	C	

1.6 Circular sizing saw blades

1.6.1 HW circular saw blades TR-F

DP version see DP chapter 2.1-2.7 from page 70



Application

- Panel material raw and coated
- Duroplastic
- Longitudinal cut
- Cross cut
- Sizing saw

Design

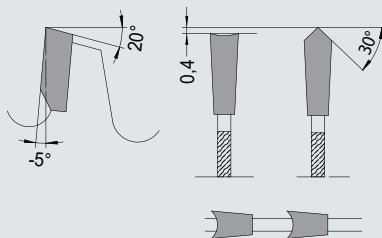
- Tungsten carbide tipped
- Flat-triple-chip tooth
- MAN / MEC

Quality

- HW

Art. No.	D	B	b	d	NL / SL	Z	Tooth shape	Type
TC103100	200	3.2	2.2	30		64	TR-F	
TC103101	220	3.2	2.2	30	NL=2/7/42	64	TR-F	
TC103102	250	3.2	2.2	30	NL=NLK	60	TR-F	
TC103103	250	3.2	2.2	30	NL=NLK	80	TR-F	
TC103104	300	3.2	2.2	30	NL=NLK	72	TR-F	
TC103105	300	3.2	2.2	30	NL=NLK	96	TR-F	
TC103106	300	3.2	2.2	30	NL=NLK	96	TR-F	LN
TC103107	303	3.2	2.2	30	NL=NLK	96	TR-F	
TC103108	350	3.2	2.2	30	NL=NLK	108	TR-F	LN
TC103109	350	3.5	2.5	30	NL=NLK	108	TR-F	
TC103110	400	3.5	2.4	30	NL=NLK	120	TR-F	

1.6.2 HW circular saw blades H-D-F negative



Application

- Panel material Laminated
- Thermoplastic
- Finish cut in Laminated single boards
- Vertical panel sizing saw
- Sizing saw

Design

- Tungsten carbide tipped
- Reduced vibration
- Hollow - inverted-V - flat tooth negative
- MAN / MEC

Quality

- HW

Art. No.	D	B	b	d	NL / SL	Z	Tooth shape
TC103300	250	3.2	2.2	30	NL=NLK	48	H-D-F neg.
TC103301	302	3.2	2.2	30	NL=NLK	60	H-D-F neg.

1.6 Circular sizing saw blades

1.6.3 HW circular saw blades DUO-BFF

Application

- Chip- and MDF boards veneered
- Solid wood quer
- Chipboard
- Plywood
- Panel-sizing cut
- Vertical panel sizing saw
- Table saw

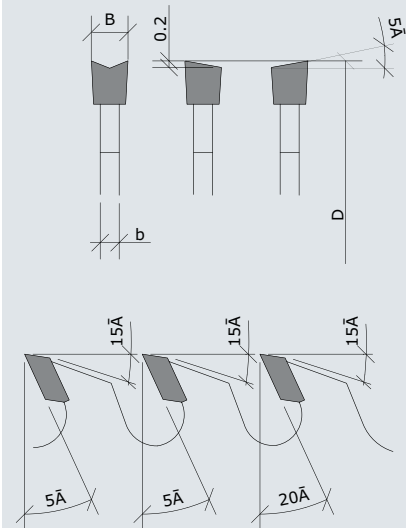
Design

- Tungsten carbide tipped
- Precision design
- Alternate top bevel tooth - pre cutter - pre cutter positive
- MAN / MEC

Quality

- HW

Art. No.	D	B	b	d	NL / SL	Z	Tooth shape
TA760035	200	3.1	2.0	30		48	DUO-BFF
TA760069	250	3.1	2.0	30	NL=NLK	60	DUO-BFF
TA760100	303	3.3	2.2	30	NL=NLK	60	DUO-BFF
TA760109	303	3.3	2.2	30	NL=NLK	72	DUO-BFF
TA760136	350	3.6	2.5	30	NL=NLK	72	DUO-BFF
TA760166	400	4.0	2.8	30	NL=NLK	84	DUO-BFF



1.6.4 HW circular saw blades TELL

Application

- Plastic coated and covered boards
- Panel-sizing cut
- Vertical panel sizing saw
- Table saw

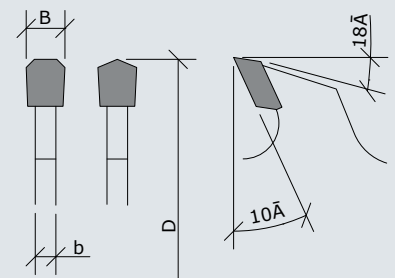
Design

- Tungsten carbide tipped
- Precision design
- Hollow tooth - with positive V-flat with chamfer
- MAN / MEC

Quality

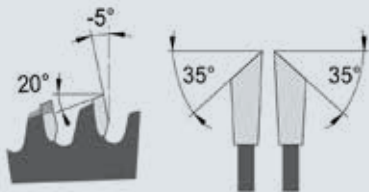
- HW

	Art. No.	D	B	b	d	NL / SL	Z	Tooth shape
<input type="checkbox"/>	TC103350	250	3.1	2.0	30	NL=NLK	48	H-D-FA
<input type="checkbox"/>	TC103351	303	3.3	2.2	30	NL=NLK	60	H-D-FA
<input type="checkbox"/>	TC103352	350	3.6	2.4	30	NL=NLK	72	H-D-FA



1.6 Circular sizing saw blades

1.7 Circular saw blades PREMIUM



1.6.5 HW circular saw blades Melamin

Application

- Panel material raw and coated
- Solid wood
- Panel-sizing cut Wood-based material
- Cross cut Solid wood
- Table- und Sizing saw

Design

- Tungsten carbide tipped
- Alternate top bevel tooth extrem 35° negativ
- MAN / MEC

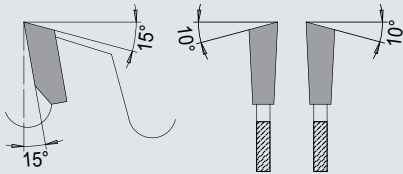
Quality

- HW

Art. No.	D	B	b	d	NL / SL	Z	Tooth shape
TC103380	250	3.2	2.2	30	NL=2/7/42	80	35° WZ neg.
TC103381	300	3.2	2.2	30	NL=NLK	96	35° WZ neg.
TC103382	350	3.5	2.5	30	NL=NLK	108	35° WZ neg.

1.7 Circular saw blades PREMIUM

1.7.1 HW PREMIUM solid wood



Application

- Solid wood (hauptsächlich quer)
- Plywood, Laminated layers
- Plywood (lumber-core, rod shaped)
- Chipboard
- MDF
- Lumber-core plywood
- Vertical panel sizing saw
- Table saw

Design

- Tungsten carbide tipped
- Precision design
- Low vibration
- Alternate top bevel tooth positive
- MAN / MEC

Quality

- HW

Art. No.	D	B	b	d	NL / SL	Z	Tooth shape
TC103400	250	3.2	2.2	30	NL=2/10/60	80	WZ
<input type="checkbox"/> TC103401	300	3.2	2.2	30	NLK	48	WZ
TC103402	300	3.2	2.2	30	NL=2/10/60	60	WZ
TC103403	300	3.2	2.2	30	NL=2/10/60	72	WZ
TC103404	300	3.2	2.2	30	NL=2/10/60	96	WZ
TC103405	350	3.5	2.5	30	NL=2/10/60	54	WZ
TC103406	350	3.2	2.2	30	NL=2/10/60	72	WZ
TC103407	350	3.2	2.2	30	NL=2/10/60	84	WZ
TC103408	350	3.2	2.2	30	NL=2/10/60	108	WZ
TC103409	400	4.0	2.8	30	NL=2/10/60	120	WZ

= While stocks last

1.7 Circular saw blades PREMIUM

1.7.2 HW PREMIUM format

Application

- Panel material raw and coated
- Panel sizing single cut or in packs
- Vertical panel sizing saw
- Table saw

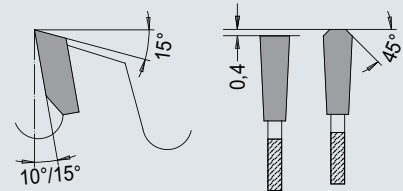
Design

- Tungsten carbide tipped
- Precision design
- Low vibration
- Triple-chip flat tooth positive
- MEC

Quality

- HW

Art. No.	D	B	b	d	NL / SL	Z	Tooth shape	Compatible with
TC103500	303	3.2	2.2	30	NL=2/10/60	100	TR-F	Striebig
TC103501	320	4.4	3.2	65	NL=2/9/110	72	TR-F	Selco
TC103502	350	3.2	2.2	30	NL=2/10/60	80	TR-F	
TC103503	350	4.4	3.2	75	NL=2/10/120	72	TR-F	Giben
TC103504	400	4.4	3.2	30	NL=2/10/60	72	TR-F	Panhans; Schelling; Scheer
TC103505	460	4.4	3.2	30	NL=2/10/60+2/13/94	72	TR-F	Schelling; Scheer



1.7.2 HW PREMIUM format

Application

- Panel material raw and coated
- Panel sizing single cut or in packs
- Vertical panel sizing saw
- Table saw

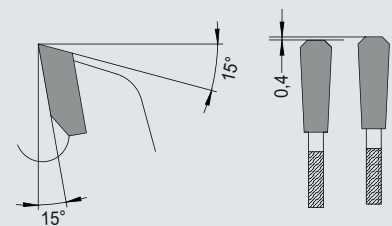
Design

- Tungsten carbide tipped
- Precision design
- Low vibration
- Alternate top bevel - flat tooth with chamfer positive
- MEC

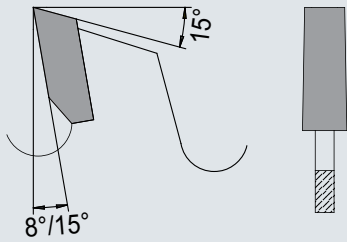
Quality

- HW

Art. No.	D	B	b	d	NL / SL	Z	Tooth shape	Compatible with
TC103600	350	4.4	3.2	30	NL=2/10/60	72	TR-FA	SCM; Panhans; Mayer; Schelling
TC103601	350	4.4	3.2	60	NL=2/14/100+2/14/125	72	TR-FA	Homag
TC103602	380	4.4	3.2	60	NL=2/14/100	72	TR-FA	Homag
TC103603	380	4.8	3.5	60	NL=2/14/100	72	TR-FA	Homag
TC103604	430	4.4	3.2	80	NL=4/19/120+2/9/130	72	TR-FA	Selco
TC103605	450	4.8	3.5	60	NL=2/14/125+2/19/120	72	TR-FA	Homag
TC103606	480	4.8	3.5	80	NL=4/19/120+2/9/130	72	TR-FA	Selco



1.7 Circular saw blades PREMIUM



1.7.3 HW PREMIUM scoring saw blades

Application

- Plastic Laminated and film-coated wood-based material
- Double hogging
- Panel sizing units, horizontal with scoring aggregate

Design

- Tungsten carbide tipped
- Precision design
- Flat tooth conical for longer tool life and higher feed speed

- CA for difficult panel materials
- MAN / MEC

Type

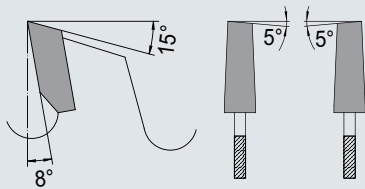
- 2-part

Quality

- HW

Art. No.	D	B	b	d	NL / SL	Z	Tooth shape	Compatible with
TC103700	120	2.8-3.6	2.2	20		24 (12+12)	FZ-KO	
TC103701	120	2.8-3.6	2.2	22		24 (12+12)	FZ-KO	
TC103702	120	2.8-3.8	2.2	50	NL=4/6.2/62	24 (12+12)	CA	Altendorf; SCM

1.7.3 HW PREMIUM scoring saw blades



Application

- Plastic Laminated and film-coated wood-based material
- Double hogging
- Panel sizing units, horizontal with scoring aggregate

Design

- Tungsten carbide tipped
- Precision design

- Conical alternate top bevel tooth tips for aggregates with low motor power
- MAN / MEC

Type

- 1-part

Quality

- HW

Art. No.	D	B	b	d	NL / SL	Z	Tooth shape	Compatible with
TC103800	180	4.4-5.6	3.0	30	NL=2/7/42+2/10/60	34	WZ-KO	Panhans
TC103801	180	4.4-5.6	3.2	45		36	WZ-KO	Homag
TC103802	180	4.8-5.8	3.5	45		36	WZ-KO	Homag
TC103803	200	4.4-5.6	3.2	20		36	WZ-KO	
TC103804	200	4.4-5.6	3.2	65	NL=2/9/110+2/9/100	36	WZ-KO	Selco

1.7 Circular saw blades PREMIUM

1.7.4 HW PREMIUM H-D-FA

Application

- Plastic Laminated and film-coated wood-based material
- Panel sizing quality
- Vertical panel sizing saw,
- Table saw

- Low vibration
- Hollow tooth - with positive V-flat with chamfer
- MAN / MEC

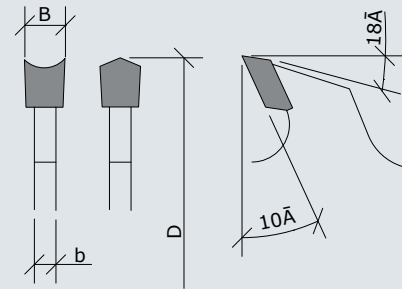
Quality

- HW

Design

- Tungsten carbide tipped
- Precision design

Art. No.	D	B	b	d	NL / SL	Z	Tooth shape	Compatible with
TB750101	220	3.2	2.2	30	NL=2/7/42+2/10/60	48	H-D-FA	
TA768068	250	3.2	2.2	30	NL=2/7/42+2/10/60	48	H-D-FA	
TA768069	303	3.2	2.2	30	NLK	60	H-D-FA	Striebig
TA768071	350	3.2	2.2	30	NL=2/7/42+2/10/60	72	H-D-FA	



1.7.5 HW PREMIUM ALU

Application

- Aluminium-Profiles
- Non-ferrous metal
- Cutting thick-walled material (>4mm)
- Panel sizing machines
- Crosscut saw
- Mitre saw
- Table saw

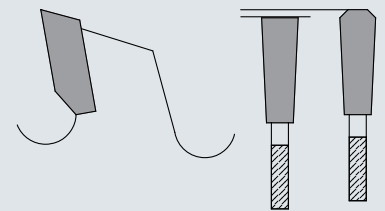
Design

- Tungsten carbide tipped
- Precision design
- Low vibration
- Triple-chip flat tooth positive;
- MAN / MEC

Quality:

- HW

Art. No.	D	B	b	d	NL / SL	Z	Tooth shape
TC104000	300	3.0	2.4	30	NL=2/10/60	96	TR-F
TC104001	350	3.0	2.4	30	NL=2/10/60	108	TR-F
TC104002	400	3.5	3.0	30	NL=2/14/60	96	TR-F
TC104003	500	4.0	3.4	30	NL=2/10/60	120	TR-F



1.7 Circular saw blades PREMIUM

1.7.6 HW PREMIUM Plexi-Cut und veneer



Application

- Plexiglass
- Plastic panel
- Plastic material
- Acrylic
- Sizing- and finishing cut
- Vertical panel sizing saw
- Table saw

Design

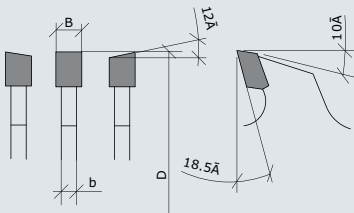
- Tungsten carbide tipped
- Precision design
- Low vibration
- Alternate top bevel tooth with axial angle positiv
- Flat tooth positive
- MAN / MEC

Quality

- HW

Art. No.	D	B	b	d	NL / SL	Z	Tooth shape
TB750150	300	2.2	1.5	30	NL=2/10/60	120	AB
TB750151	350	3.0	2.0	30	NL=2/10/60	120	AB
TB750152	350	3.2	2.2	30	NL=2/10/60	100	AB
TB750153	303	3.2	2.2	30	NL=2/10/60	100	AB

1.7.6 HW PREMIUM Plexi-Cut und veneer



Application

- Bothside coatet or veneered chipboards and plywoods (20-30mm)
- Duroplastic
- Thermoplastic
- Sizing- and finishing cut
- Vertical panel sizing saw
- Table saw

Design

- Tungsten carbide tipped
- Precision design
- Low vibration
- Alternate top bevel tooth positive
- MAN / MEC

Quality

- HW

Art. No.	D	B	b	d	NL / SL	Z	Tooth shape
TC104100	300	2.2	1.5	30	NL=2/10/60	96	WZ

Circular saw blades Aluminium

1.8.1 HW circular saw blades ALU positive

Application

- Aluminium
- Copper alloy (e.g. brass)
- Plastic material
- Sizing and cross cut in profiles
- Plates
- Blocks
- Rods
- Double mitre saw
- Table- und Sizing saw

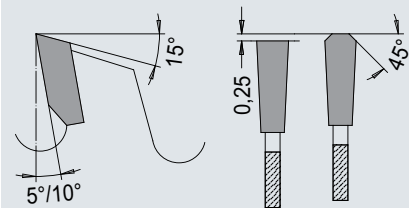
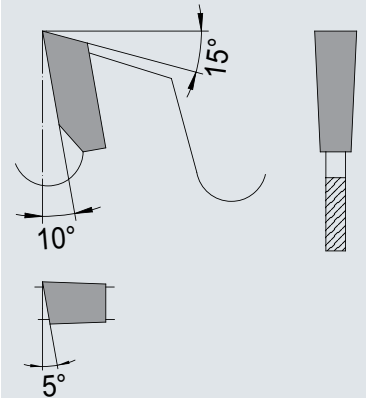
Design

- Tungsten carbide tipped
- Optimized saw body
- Smooth and vibration-low cuts
- Noise-reducing design
- Triple-chip flat tooth positive
- Flat tooth with axial angle positive
- MAN / MEC

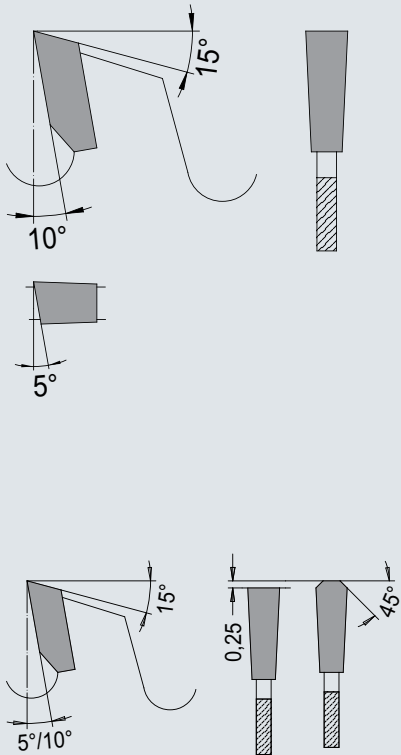
Quality

- HW

Art. No.	D	B	b	d	NL / SL	Z	Tooth shape	Type	Compatible with
TC104200	170	2.8	2.2	30	NL=2/7/42	48	TR-F		Elu; Haffner; HolzHer
TC104201	200	3.3	2.8	30	NL=2/7/42	54	TR-F		Eisele; Häfele
TC104202	200	2.8	2.2	20	NL=2/6/32	72	TR-F		Emmegi; Eisele
TC104203	250	3.2	2.6	30	NL=NLC+2/7/42	60	TR-F		DeWalt; Elu; Haffner; Makita
TC104204	250	3.2	2.5	30	NL=NLC+2/7/42	80	TR-F		Elu; Haffner; Makita; Rapid
TC104205	275	3.2	2.5	40	NL=2/9/55+4/12/64	72	TR-F		Eisele; Graule
TC104206	280	3.2	2.6	30	NL=NLK	96	TR-F		AEG; Elu; Mafell
TC104207	300	3.2	2.5	30	NL=NLC+2/7/42	72	TR-F		DeWalt; Rapid; Ulmia
TC104208	300	3.5	3.0	30	NL=NLK	84	TR-F	LN	DeWalt; Rapid; Ulmia
TC104209	300	3.5	3.0	32	NL=2/10/63	84	TR-F	LN	Eisele; Elu; Emmegi
TC104210	300	3.2	2.5	30	NL=NLC+2/7/42	96	TR-F		DeWalt; Schleicher; Ulmia
TC104211	320	3.5	3.0	30	NL=NLK	84	TR-F	LN	Rapid
TC104212	350	4.2	3.4	30	NL=NLK	72	TR-F	LN	DeWalt; Haffner; Pfeiffer; Rapid
TC104213	350	3.6	3.0	30	NL=NLK	84	TR-F	LN	DeWalt; FOM; Haffner; Rapid; Ulmia
TC104214	350	3.3	2.8	30	NL=NLC	84	TR-F		DeWalt; Haffner; Pfeiffer; Rapid
TC104215	350	3.4	2.8	32	NL=NLC	108	TR-F		Eisele; Emmegi; Kasto
TC104216	350	3.3	2.8	40	NL=2/9/55+4/12/64	84	TR-F		Eisele
TC104217	350	3.4	2.8	30	NL=NLC	108	TR-F		DeWalt; Haffner; Pfeiffer; Rapid



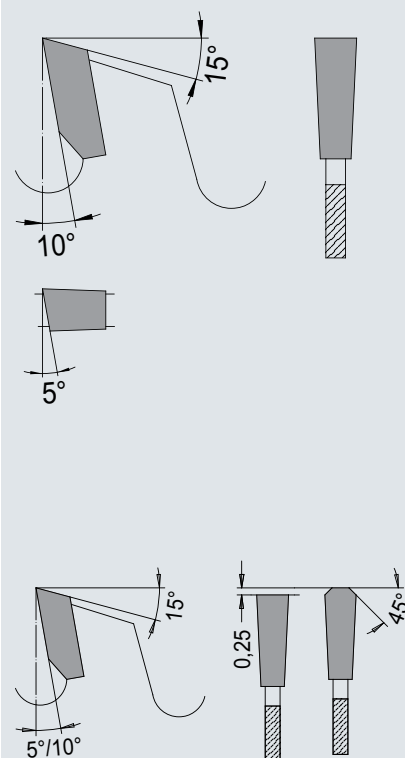
1.8 Circular saw blades Aluminium



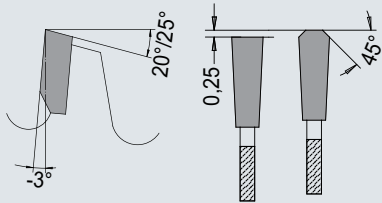
Art. No.	D	B	b	d	NL / SL	Z	Tooth shape	Type	Compatible with
TC104218	370	3.6	3.0	30	NL=NLK	96	TR-F	LN	Rapid
TC104219	370	3.6	3.0	50	NL=4/15/80	96	TR-F	LN	Kaltenbach
TC104220	400	3.8	3.2	30	NL=NLC	72	TR-F		DeWalt; Haffner; Rapid; Ulmia; Wegoma
TC104221	400	3.8	3.2	32	NL=NLC	96	TR-F	LN	Emmegi
TC104222	400	4.0	3.2	30	NL=NLC	96	TR-F		DeWalt; Haffner; Rapid; Ulmia; Wegoma
TC104223	400	3.6	3.0	50	NL=4/15/80	96	TR-F	LN	Kaltenbach
TC104224	400	4.4	3.8	40	NL=2/12/64+2/15/80	96	TR-F	LN	Eisele
TC104225	400	3.6	3.0	30	NL=NLK	120	TR-F	LN	DeWalt; Haffner; Rapid; Ulmia; Wegoma
TC104226	420	4.0	3.2	30	NL=NLC+2/10.5/70	96	TR-F	LN	Elu; Rapid
TC104227	420	4.4	3.8	30	NL=2/10.5/70	96	TR-F	LN	Elu; Rapid
TC104228	430	3.5	3.0	30	NL=2/10.5/70	96	TR-F	LN	Rapid
TC104229	450	3.8	3.2	32	NL=NLC	96	TR-F	LN	Emmegi
TC104230	450	4.8	3.8	30		72	TR-F	LN	Harwi; Mayer; Rapid
TC104231	450	4.0	3.2	30	NL=NLC	96	TR-F	LN	Harwi; Mayer; Rapid
TC104232	450	4.0	3.2	30	NL=NLC	108	TR-F	LN	FOM; Harwi; Mayer; Rapid
TC104233	450	4.4	3.8	30		120	TR-F	LN	Harwi; Mayer; Rapid
TC104234	500	4.2	3.6	30	NL=NLC	72	TR-F	LN	Elumatec; Haffner; Martin
TC104235	500	4.8	4.0	30		96	TR-F	LN	Elumatec; Haffner; Martin
TC104236	500	4.2	3.6	30	NL=NLC+2/10.5/70	120	TR-F	LN	Elu; Haffner; Oliver; Pfeiffer; Rapid
TC104237	500	4.2	3.6	80	NL=6/6.5/100	84	TR-F		Schirmer; Wegoma

1.8 Circular saw blades Aluminium

Art. No.	D	B	b	d	NL / SL	Z	Tooth shape	Type	Compatible with
TC104238	500	4.0	3.4	32	NL=2/11/63	120	TR-F	LN	Emmegi
TC104239	500	4.4	3.8	25.4		120	TR-F	LN	Oliver
TC104240	500	4.4	3.8	30	NL=2/10.5/70	120	TR-F	LN	Rapid
TC104241	500	4.8	4.2	30		120	TR-F	LN	Elumatec; Haffner; Martin
TC104242	500	4.0	3.4	30		144	TR-F	LN	Elumatec; Haffner; Martin
TC104243	520	4.4	3.8	30		120	TR-F	LN	Elumatec
TC104244	550	5.0	4.0	30		72	TR-F	LN	Elumatec
TC104245	550	5.0	4.0	30		96	TR-F	LN	Elumatec
TC104246	550	4.4	3.8	30	NL=NLC	110	TR-F	LN	Elumatec
TC104247	550	4.0	3.4	30	NL=2/10.5/70	132	TR-F	LN	Rapid
TC104248	550	4.0	3.4	32	NL=NLC	72	TR-F	LN	Emmegi
TC104249	550	4.0	3.4	32	NL=NLC	126	TR-F	LN	Emmegi
TC104250	600	4.0	3.5	40	NL=2/11/63	96	FZA	LN	Pressta Eisele
TC104251	600	4.8	4.0	40	NL=2/11/63	96	TR-F	LN	Pressta Eisele
TC104252	600	4.6	4.0	30	NL=NLC	140	TR-F	LN	Grau; Stegmaier
TC104253	620	5.5	4.5	40	NL=2/13/114+ 2/13/140	60	TR-F	LN	Schelling
TC104254	650	5.2	4.0	30		72	TR-F	LN	Mayer
TC104255	650	5.0	4.0	30		144	TR-F	LN	Emmegi



1.8 Circular saw blades Aluminium



1.8.2 HW circular saw blades ALU negative

Application

- Non-ferrous metal
- Plastic material
- Sizing and cross cut, for machines with minimum lubrication, in profiled and solid materials
- Cut-off saw
- Portable circular saw
- Mitre saw
- Table- und Sizing saw
- Crosscut- and cut-off saw

Design

- Tungsten carbide tipped
- Optimized saw body
- Smooth and vibration-low cuts
- Noise-reducing design
- Triple-chip flat tooth positive
- Triple-chip flat tooth negative
- MAN / MEC

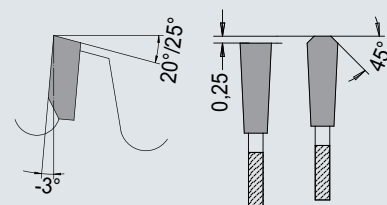
Quality

- HW

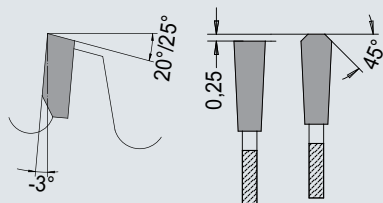
Art. No.	D	B	b	d	NL / SL	Z	Tooth shape	Type	Compatible with
TC104400	150	2.8	2.0	20	NL=2/6/32	42	TR-F neg.		Haffner; Makita
TC104401	160	2.5	1.8	20	NL=2/6/32	56	TR-F neg.		Haffner; Makita
TC104402	160	2.8	2.0	20	NL=2/6/32	42	TR-F neg.		Haffner; Makita
TC104403	170	2.8	2.0	30		48	TR-F neg.		
TC104404	180	2.8	2.2	30	NL=2/7/42	42	TR-F neg.		Bosch; Elu; Festo; Reich
TC104405	180	3.3	2.8	20	NL=2/6/32	42	TR-F neg.		Haffner; Makita
TC104406	190	2.8	2.0	20		54	TR-F neg.		
TC104407	190	2.8	2.0	30		54	TR-F neg.		
TC104408	200	3.3	2.8	30	NL=2/7/42	48	TR-F neg.		Eisele; Eumenia; Häfele; Urban
TC104409	200	3.3	2.8	30	NL=2/7/42	60	TR-F neg.		Eisele; Eumenia; Häfele; Urban
TC104410	210	2.8	2.0	30	NL=2/7/42	54	TR-F neg.		Hitachi; Makita; Metabo
TC104411	215	2.8	2.0	30	NL=2/7/42	80	TR-F neg.		
TC104412	216	2.8	2.0	30	NL=2/7/42	60	TR-F neg.		DeWalt; Elu; Hitachi; Reich
TC104413	216	3.0	2.4	30	NL=2/7/42	80	TR-F neg.		DeWalt; Elu; Hitachi; Reich
TC104414	220	2.8	2.0	30		62	TR-F neg.		
TC104415	220	3.3	2.8	30	NL=NLK	72	TR-F neg.		Elu; Festo; Haffner; Reich
TC104416	250	3.3	2.8	30	NL=NLK	54	TR-F neg.		Elu; Haffner; Kaltenbach; Makita; Ulmia
TC104417	250	3.2	2.5	30	NL=NLC+2/7/42	60	TR-F neg.		Elu; Haffner; Kaltenbach; Makita; Ulmia

1.8 Circular saw blades Aluminium

Art. No.	D	B	b	d	NL / SL	Z	Tooth shape	Type	Compatible with
TC104418	250	2.8	2.2	30	NL=NLC+2/7/42	80	TR-F neg.		Elu; Haffner; Kaltenbach; Makita; Ulmia
TC104419	250	3.2	2.5	30	NL=NLC+2/7/42	80	TR-F neg.		Elu; Haffner; Kaltenbach; Makita; Ulmia
TC104420	250	3.2	2.6	32	NL=NLC	80	TR-F neg.		Elu; Fetzer
TC104421	250	3.3	2.8	30	NL=NLK	96	TR-F neg.		Elu; Haffner; Kaltenbach; Makita; Ulmia
TC104422	260	2.4	1.8	30	NL=NLC	68	TR-F neg.		
TC104423	275	3.2	2.6	40	NL=2/9/55+4/12/64	88	TR-F neg.		Eisele; Graule
TC104424	280	3.3	2.8	30	NL=NLK	80	TR-F neg.		AEG; Elumatec; Mafell
TC104425	300	3.6	3.0	30	NL=NLK	60	TR-F neg.	LN	DeWalt; Rapid; Schleicher; Ulmia
TC104426	300	3.2	2.5	30	NL=NLC+2/7/42	72	TR-F neg.		DeWalt; Rapid; Schleicher; Ulmia
TC104427	300	2.8	2.2	30	NL=NLK	96	TR-F neg.	LN	DeWalt; Rapid; Schleicher; Ulmia
TC104428	300	3.2	2.5	30	NL=NLC	96	TR-F neg.	LN	DeWalt; Rapid; Schleicher; Ulmia
TC104429	300	3.2	2.5	32	NL=NLC	96	TR-F neg.	LN	Fezer; Rapid
TC104430	300	3.5	3.0	40	NL=2/9/55+4/12/64	96	TR-F neg.	LN	Elu; Eisele; Graule
TC104431	305	3.2	2.5	30	NL=NLC	96	TR-F neg.		Elu; Hitachi; Weidmann
TC104432	315	3.2	2.5	30	NL=NLC+2/7/42	96	TR-F neg.		
TC104433	330	3.5	3.0	30	NL=NLK	84	TR-F neg.	LN	Elu; Eisele; Graule
TC104434	330	3.2	2.5	30	NL=NLC	96	TR-F neg.		Haffner
TC104435	330	3.2	2.5	32	NL=NLC	96	TR-F neg.		Elu
TC104436	350	2.8	2.2	30	NL=NLK	108	TR-F neg.	LN	DeWalt; Haffner; Pfeiffer; Ulmia; Wegoma
TC104437	350	3.4	2.8	30	NL=NLC	108	TR-F neg.		DeWalt; Haffner; Pfeiffer; Ulmia; Wegoma
TC104438	350	3.4	2.8	32	NL=NLC	108	TR-F neg.		Eisele
TC104439	350	3.6	3.0	30	NL=NLK	72	TR-F neg.	LN	DeWalt; Haffner; Pfeiffer; Ulmia; Wegoma
TC104440	350	3.6	3.0	30	NL=NLK	84	TR-F neg.	LN	DeWalt; Haffner; Pfeiffer; Ulmia; Wegoma



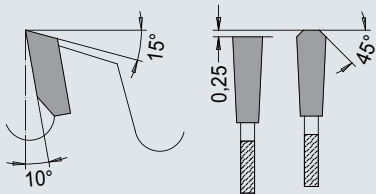
1.8 Circular saw blades Aluminium



Art. No.	D	B	b	d	NL / SL	Z	Tooth shape	Type	Compatible with
TC104441	350	3.4	2.8	40	NL=2/9/55+4/12/64	108	TR-F neg.		Eisele
TC104442	370	3.6	3.0	30	NL=NLK	60	TR-F neg.	LN	Eckert; Elu
TC104443	370	3.6	3.0	30	NL=NLK	80	TR-F neg.	LN	Eckert; Elu
TC104444	380	3.8	3.2	32	NL=NLC	110	TR-F neg.		Elumatec; Elu
TC104445	400	3.8	3.2	50	NL=4/15/80	66	TR-F neg.	LN	Kaltenbach
TC104446	400	3.8	3.2	30	NL=NLC	96	TR-F neg.		DeWalt; Haffner; Rapid; Ulmia; Wegoma
TC104447	400	4.0	3.2	50	NL=4/15/80	96	TR-F neg.		Kaltenbach
TC104448	400	4.4	3.8	40	NL=2/15/80+2/12/64	90	TR-F neg.	LN	Eisele
TC104449	400	4.0	3.2	30	NL=NLC	120	TR-F neg.		DeWalt; Haffner; Rapid; Ulmia; Wegoma
TC104450	420	4.0	3.2	30	NL=NLC+2/10.5/70	96	TR-F neg.		Elu; Haffner; Rapid; Ulmia; Wegoma
TC104451	420	4.4	3.8	30	NL=2/10.5/70	90	TR-F neg.	LN	Elu; Haffner; Rapid; Ulmia; Wegoma
TC104452	420	4.0	3.2	30	NL=NLC+2/10.5/70	120	TR-F neg.	LN	Elu
TC104453	450	4.0	3.2	30	NL=NLC	108	TR-F neg.	LN	DeWalt; Haffner; Rapid
TC104454	500	4.2	3.6	30	NL=NLC+2/10.5/70	120	TR-F neg.	LN	Haffner; Pfeiffer
TC104455	520	4.4	3.8	30		120	TR-F neg.	LN	Graule
TC104456	550	4.4	3.8	30		96	TR-F neg.	LN	Elu; Rapid
TC104457	550	4.4	3.6	30	NL=NLC+2/10.5/70	132	TR-F neg.	LN	Elu; Rapid
TC104458	600	4.6	4.0	30	NL=NLC	140	TR-F neg.		Stürtz

1.8 Circular saw blades Aluminium

1.8.3 HW Thin kerf ALU positive



Application

- Aluminium
- Copper alloy (e.g. brass),
- Plastic material
- Cross cuts in profiles
- Table- und Sizing saw
- CNC
- Automatic cut-off saws

Design

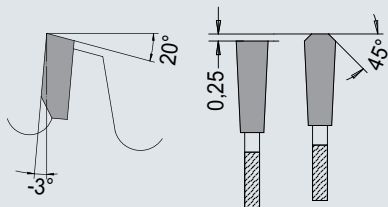
- Tungsten carbide tipped
- Optimized saw body
- Smooth and vibration-low cuts
- Noise-reducing design
- Thin kerf
- Triple-chip flat tooth positive
- MAN / MEC

Quality

- HW

Art. No.	D	B	b	d	NL / SL	Z	Tooth shape	Type	Compatible with
TC104600	180	2.2	1.6	20	NL=2/6/32	60	TR-F		Haffner; Makita
TC104601	200	2.2	1.6	20	NL=2/6/32	80	TR-F		Emmegi; Pressta Eisele
TC104602	250	2.4	1.8	30	NL=NLK	100	TR-F		Elu; Haffner; Makita; Rapid; Ulmia
TC104603	300	2.2	1.6	30	NL=NLK	120	TR-F	LN	DeWalt; Fezer; Rapid; Schleicher; Ulmia
TC104604	350	2.7	2.0	30	NL=NLK	120	TR-F	LN	DeWalt; Haffner; Pfeiffer; Rapid; Ulmia
TC104605	400	3.0	2.4	30	NL=NLK	130	TR-F	LN	DeWalt; Haffner; Rapid; Ulmia; Wegoma
TC104606	500	3.3	2.8	30	NL=2/10.5/70	140	TR-F	LN	Elumatec; Haffner; Martin; Rapid

1.8.4 HW Thin kerf ALU negative



Application

- Non-ferrous metal
- Plastic material
- Cross cut for machines with minimum lubrication in thin-walled profiles and tubes
- Double mitre saw
- CNC machining center
- Cut-off saw

Design

- Tungsten carbide tipped
- Optimized saw body
- Smooth and vibration-low cuts
- Noise-reducing design
- Thin kerf
- Triple-chip flat tooth negative
- MAN / MEC

Quality

- HW

Art. No.	D	B	b	d	NL / SL	Z	Tooth shape	Type	Compatible with
TC104700	160	2.2	1.6	20	NL=2/6/32	60	TR-F neg.		AEG; Fein; Festo; Haffner; Mafell; Makita
TC104701	216	2.2	1.6	30	NL=2/7/42	80	TR-F neg.		DeWalt; Elu; Hitachi; Reich

1.8 Circular saw blades Aluminium

1.9 Circular saw blades timber construction

Art. No.	D	B	b	d	NL / SL	Z	Tooth shape	Type	Compatible with
TC104702	250	2.2	1.8	30	NL=NLK	100	TR-F neg.		Elu; Haffner; Kaltenbach; Makita; Ulmia
TC104703	300	2.2	1.8	30	NL=NLK	120	TR-F neg.	LN	DeWalt; Rapid; Schleicher; Ulmia
TC104704	350	2.7	2.0	30	NL=NLK	120	TR-F neg.	LN	DeWalt; Haffner; Pfeiffer; Ulmia
TC104705	400	3.0	2.4	30	NL=NLK	130	TR-F neg.	LN	DeWalt; Haffner; Rapid; Ulmia; Wegoma
TC104706	500	3.3	2.8	30	NL=2/10.5/70	140	TR-F neg.	LN	Elumatec; Haffner; Martin; Rapid

1.9 Circular saw blades timber construction

1.9.1 HW circular saw blades Premium

Application

- Solid wood soft to hard
- Longitudinal cut
- Cross cut
- Schifterschnitt

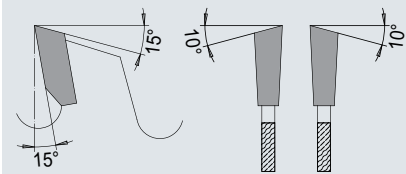
- Precision design
- Low noise- and vibration
- Optimised tooth geometry and carbide quality for solid wood
- Alternate top bevel tooth positive
- MAN / MEC

Design

- Tungsten carbide tipped
- Optimized saw body

Quality

- HW

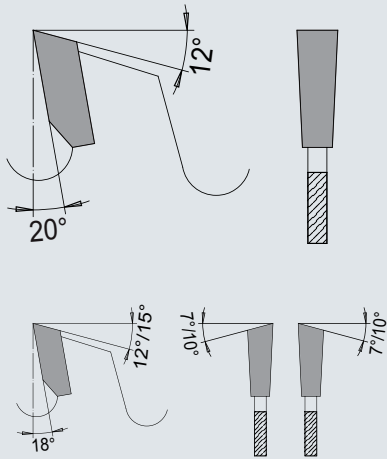


Art. No.	D	B	b	d	NL / SL	Z	Tooth shape	Compatible with
TB750300	500	5.2	3.4	30		36	WZ	
<input type="checkbox"/> TB750301	600	5.4	4.0	30		60	WZ	
<input type="checkbox"/> TB750302	650	5.4	4.0	30		60	WZ	
<input type="checkbox"/> TB750303	700	6.0	4.4	30		60	WZ	
<input type="checkbox"/> TB750304	720	6.2	4.4	30	SL=8/M8/120 NL=4/9/90+2/14/400	48	WZ	
TB750305	720	6.0	4.4	30	SL=8/M8/120 NL=4/9/90+2/14/400	54	WZ	
<input type="checkbox"/> TB750306	735	6.0	4.4	30	NL=2/14/400+4/9/90	48	WZ	
TB750307	760	6.0	4.4	30	NL=2/14/400+4/9/90	54	WZ	
<input type="checkbox"/> TB750308	760	6.0	4.4	30	NL=2/14/400+4/9/90	72	WZ	
<input type="checkbox"/> TB750309	760	6.0	4.4	30	NL=2/14/400+4/9/90	96	WZ	
TB750310	800	6.0	4.4	30	SL=8/M8/160 NL=4/9/90+2/14/400	48	WZ	
TB750311	800	6.0	4.4	30	NL=2/14/400+4/9/90	60	WZ	
TB750312	800	6.0	4.4	30	NL=2/14/400+4/9/90	80	WZ	

= While stocks last

1.9 Circular saw blades timber construction

1.9.2 HW circular saw blades Standard



Application

- Solid wood soft to hard
- Longitudinal cut
- Cross cut
- Schifterschnitt

Design

- Tungsten carbide tipped
- Optimized saw body
- For universal application

- Tooth geometry and carbide quality for
- Wood and board materials
- Alternate top bevel tooth positive
- Flat tooth positive
- Partly limited chip thickness
- MAN / MEC

Quality

- HW

Art. No.	D	B	b	d	NL / SL	Z	Tooth shape	Compatible with
TB750362	500	4.2	2.8	30	NL=NLK	32+4	FZ SDB	
TA756525	500	4.0	2.8	30	NL=NLK	44	WZ SDB	
TA758610	500	5.2	3.8	30	NL=2/10/80	72	WZ	
TA758613	550	5.2	3.8	30	NL=2/10/80	84	WZ	
TC104800	555	5.2	3.6	55	NL=6/6.6/75	54+2+2	WZ	Weinmann
TB750363	600	5.2	3.8	30	NL=2/10/80+2/15/63	72	WZ	
TC104801	640	5.4	3.6	30	NL=NLK	36+2+2	FZ SDB	Mafell
TB750350	700	6.0	4.2	30	NL=2/10/80+2/15/63	60	WZ	Krüsi
TB750351	700	6.2	4.2	30	NL=2/18/100	84	WZ	
TB750352	700	6.5	4.4	30		110	WZ	
TB750353	720	6.0	4.4	30	NL=2/8.5/90	72	WZ	Hundegger
TB750354	735	6.0	4.4	30	NL=2/8.5/90	48+2+2	WZ SDB	Hundegger
<input type="checkbox"/> TB750355	735	6.0	4.4	30	NL=2/8.5/90	72	WZ	Hundegger
TB750356	750	6.5	4.5	40	NL=2/10.5/60	48+2+2	WZ SDB	Schneider
TB750357	750	6.5	4.5	40	NL=2/10.5/60	60	WZ	Schneider
TB750358	750	6.8	5.0	30		60	WZ	Krüsi
TB750359	750	7.0	4.8	60	NL=2/12.5/240	120	WZ	Springer
TB750360	760	6.0	4.0	30	NL=4/8.3/90+2/14/400	72	WZ	Hundegger
TB750361	800	7.0	5.0	40		84	WZ	Paul
TB750364	800	6.0	4.4	30	SL=8/M8/160 NL=4/8.3/90+2/14/400	48+2+2+2	WZ	Hundegger
TB750365	800	6.0	4.4	30	NL=4/8.3/90+2/14/400	80	WZ	Hundegger
TB750367	1000	6.2	4.5	40	SL=8/M8/200	80	WZ	Technowood

= While stocks last

1.10 Portable circular saw blades

1.10.1 HW Portable circular saw blades ECOline

DP version see DP chapter 2.1-2.7 from page 70

Application

- Solid wood
- Wood-based material
- Plastic material
- Longitudinal cut
- Cross cut
- Portable circular saw
- Table saw

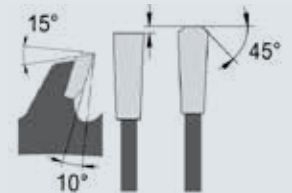
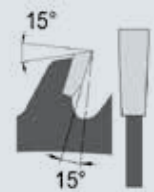
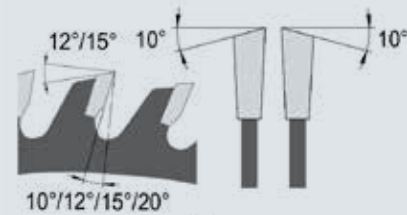
Design

- Tungsten carbide tipped
- Alternate top bevel tooth or Triple-chip flat tooth positive or negative
- MAN / MEC

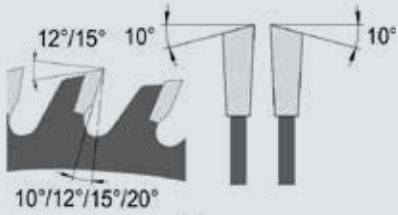
Quality

- HW

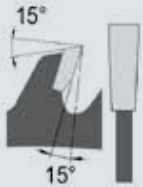
Art. No.	D	B	b	d	NL / SL	Z	Tooth shape	Compatible with
TC105000	85	1.1	0.7	15		20	WZ	Bosch
TC105001	86	2.6	1.6	12		12	WZ	
TC105002	100	2.6	1.6	12		12	WZ	
TC105003	100	2.6	1.6	12		30	WZ	
TC105004	105	2.6	1.6	20		30	WZ	
TC105005	105	2.6	1.6	22		30	WZ	
TC105006	120	1.8	1.2	20		12	WZ	Mafell
TC105007	120	1.8	1.2	20		24	WZ	Mafell
TC105008	120	2.6	1.6	20		30	WZ	
TC105009	120	1.8	1.2	20		40	TR-F	Mafell
TC105010	125	2.6	1.6	12.75	NL=2/6.5/76	12	WZ	
TC105011	125	2.6	1.6	20	NL=2/6/32	12	WZ	
TC105012	125	2.6	1.6	12.75	NL=2/6.5/76	30	WZ	
TC105013	125	2.6	1.6	20	NL=2/6/32	30	WZ	
TC105014	130	2.6	1.6	16		24	WZ	
TC105015	130	2.6	1.6	20		24	WZ	
TC105016	130	2.6	1.6	16		36	WZ	
TC105017	130	2.6	1.6	20		36	WZ	
TC105018	132	2.6	1.6	20		12	WZ	
TC105019	134	2.6	1.6	20		24	WZ	
TC105020	134	2.6	1.6	20		36	WZ	
TC105021	136	1.5	1.1	10		16	WZ	DeWalt
TC105022	136	1.5	1.0	20		16	WZ	Makita
TC105023	136	1.5	1.1	10		24	WZ	DeWalt
TC105024	136	1.5	1.0	20		24	WZ	Makita
TC105025	140	2.6	1.6	12.75	NL=2/6.5/88	12	WZ	
TC105026	140	2.6	1.6	20	NL=2/6/32	12	WZ	
TC105027	140	2.6	1.6	12.75	NL=2/6.5/88	24	WZ	
TC105028	140	2.6	1.6	20		24	WZ	
TC105029	140	2.6	1.6	20	NL=2/6/32	30	WZ	



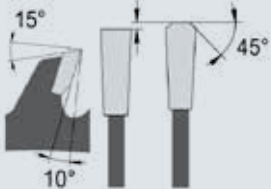
1.10 Portable circular saw blades



10°/12°/15°/20°



15°

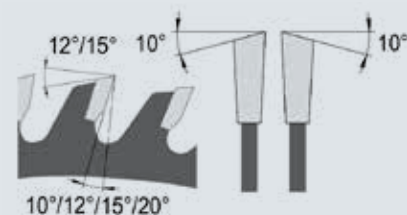


10°

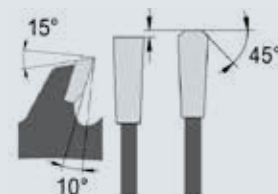
Art. No.	D	B	b	d	NL / SL	Z	Tooth shape	Compatible with
TC105030	140	2.6	1.6	12.75	NL=2/6.5/88	36	WZ	
TC105031	150	2.6	1.6	16		12	WZ	
TC105032	150	2.6	1.6	30	NL=2/7/42	12	WZ	
TC105033	150	2.6	1.6	20	NL=2/6/32	18	WZ	
TC105034	150	2.6	1.6	16		30	WZ	
TC105035	150	2.6	1.6	20		36	WZ	
TC105036	150	2.6	1.6	30		24	WZ	
TC105037	150	2.6	1.6	16		48	WZ	
TC105038	150	2.6	1.6	20		48	WZ	
TC105039	150	2.6	1.6	30	NL=2/7/42	48	WZ	
TC105040	160	2.6	1.6	16	NL=2/6/33	12	WZ	
TC105041	160	1.8	1.2	20	NL=2/6/32	12	WZ	Festool
TC105042	160	2.2	1.8	20	NL=2/6/32	12	WZ	Festool
TC105043	160	2.6	1.6	20		12	WZ	
TC105044	160	2.6	1.6	30	NL=2/7/42	12	WZ	
TC105045	160	1.6	1.1	20	NL=2/6/32	16	FZ/Fa	Mafell
TC105046	160	1.8	1.2	20		16	WZ	Mafell
TC105047	160	1.8	1.2	20	NL=2/6/32	18	WZ	Festool
TC105048	160	2.2	1.6	20	NL=2/6/32	18	WZ	Festool
TC105049	160	2.6	1.6	16		24	WZ	
TC105050	160	1.8	1.2	20		24	WZ	Mafell; Bosch
TC105051	160	2.6	1.6	20	NL=2/6/32	24	WZ	
TC105052	160	2.6	1.6	30		24	WZ	
TC105053	160	2.2	1.6	20		28	WZ	Festool
TC105054	160	2.6	1.6	20		30	WZ	
TC105055	160	1.8	1.2	20		32	WZ	Mafell
TC105056	160	2.6	1.6	16	NL=2/6/33	36	WZ	
TC105057	160	2.6	1.6	20		36	WZ	
TC105058	160	2.6	1.6	30	NL=2/7/42	36	WZ	
TC105059	160	2.6	1.6	16	NL=2/6/33	48	WZ	
TC105060	160	1.8	1.2	20	NL=2/6/32	48	TR-F	Mafell
TC105061	160	2.2	1.6	20		48	TR-F	Festool
TC105062	160	2.2	1.6	20		48	WZ UG	Festool
TC105063	160	2.6	1.6	20	NL=2/6/32	48	WZ	
TC105064	160	2.6	1.6	30		48	WZ	
TC105065	160	1.8	1.2	20		56	TR-F	Mafell
TC105066	160	1.2	0.8	30		60	WZ	
TC105067	162	1.8	1.2	20	NL=2/6/32	48	WZ	Mafell
TC105068	165	2.6	1.6	16	NL=2/6/33	12	WZ	
TC105069	165	2.4	1.4	20		12	WZ	
TC105070	165	1.8	1.3	20		20	WZ	Bosch
TC105071	165	1.5	1.1	10		24	WZ	DeWalt
TC105072	165	2.6	1.6	16	NL=2/6/33	24	WZ	DeWalt
TC105073	165	1.5	1.0	20		24	WZ	Makita; Hilti

1.10 Portable circular saw blades

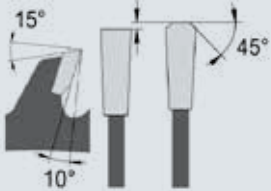
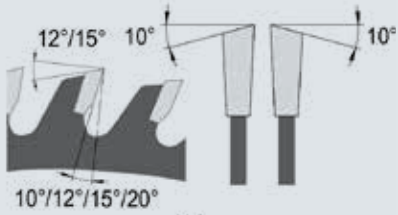
Art. No.	D	B	b	d	NL / SL	Z	Tooth shape	Compatible with
TC105074	165	2.0	1.1	20	NL=2/6/32	24	WZ	Hilti
TC105075	165	2.4	1.4	20		24	WZ	
TC105076	165	2.6	1.6	16	NL=2/6/33	30	WZ	
TC105077	165	2.6	1.6	20		24	WZ	
TC105078	165	1.8	1.3	20		32	WZ	Bosch
TC105079	165	1.5	1.1	10		48	WZ	DeWalt
TC105080	165	1.5	1.0	20		48	WZ	Makita
TC105081	165	1.8	1.3	20		48	WZ	Bosch
TC105082	165	1.8	1.3	20		48	TR-F	Bosch
TC105083	165	2.3	1.8	20		48	WZ	
TC105084	165	2.6	1.6	20		48	WZ	
TC105085	165	2.0	1.1	20	NL=2/6/32	54	WZ	Hilti
TC105086	168	1.8	1.2	20		16	WZ	Mafell
TC105087	168	1.8	1.2	20		24	WZ	Mafell
TC105088	168	1.8	1.2	20		32	WZ	Mafell
TC105089	168	1.8	1.2	20		56	WZ	Mafell
TC105090	170	2.6	1.6	30	NL=2/7/42	12	WZ	
TC105091	170	2.6	1.6	30		24	WZ	
TC105092	170	2.6	1.6	30	NL=2/4/42	30	WZ	
TC105093	170	2.6	1.6	30		52	WZ	
TC105094	180	2.8	1.8	20	NL=2/6/32	12	WZ	
TC105095	180	2.8	1.8	30	NL=2/7/42	12	WZ	
TC105096	180	2.8	1.8	16		24	WZ	
TC105097	180	2.8	1.8	20	NL=2/6/32	24	WZ	
TC105098	180	2.8	1.8	30	NL=2/7/42	24	WZ	
TC105099	180	2.8	1.8	16	NL=2/6/33	30	WZ	
TC105100	180	2.8	1.8	20	NL=2/6/32	30	WZ	
TC105101	180	2.0	1.2	30		30	WZ	Mafell
TC105102	180	2.8	1.8	30		30	WZ	
TC105103	180	2.8	1.8	20	NL=2/6/32	42	WZ	
TC105104	180	2.8	1.8	16	NL=2/6/33	54	WZ	
TC105105	180	2.8	1.8	20		56	WZ	
TC105106	180	2.0	1.2	30	NL=2/7/42	56	WZ	Mafell
TC105107	180	1.2	0.8	30		60	WZ	
TC105108	180	2.0	1.2	30	NL=2/7/42	30	WZ	Erika
TC105109	180	2.0	1.6	30		56	WZ	Erika
TC105110	180	2.0	1.4	30		56	TR-F	Erika
TC105111	184	2.6	1.6	20		18	WZ	
TC105112	184	1.8	1.2	20		24	WZ	DeWalt
TC105113	184	2.8	1.8	16		30	WZ	
TC105114	184	2.6	1.6	20		30	WZ	
TC105115	185	1.8	1.2	20		16	WZ	Mafell
TC105116	185	2.4	1.4	20		16	WZ	Mafell
TC105117	185	2.4	1.4	20		24	WZ	Mafell



10°/12°/15°/20°



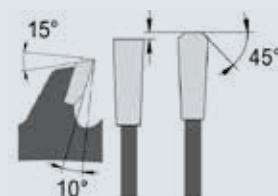
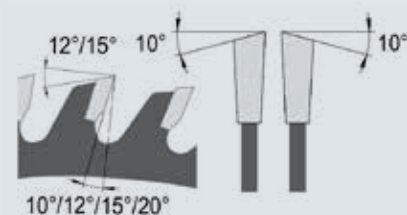
1.10 Portable circular saw blades



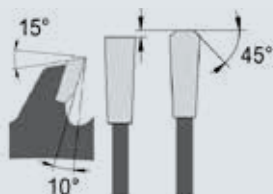
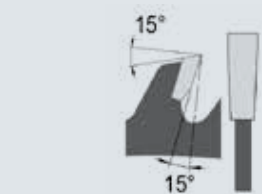
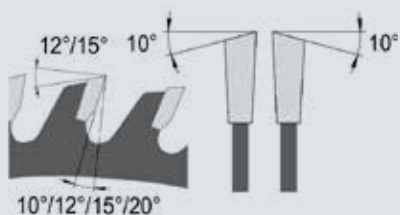
Art. No.	D	B	b	d	NL / SL	Z	Tooth shape	Compatible with
TC105118	185	1.8	1.2	20		32	WZ	Mafell
TC105119	185	2.4	1.4	20		32	WZ	Mafell
TC105120	185	2.4	1.4	20		56	WZ	Mafell
TC105121	190	2.8	1.8	16		14	WZ	
TC105122	190	2.8	1.8	20	NL=2/6/32	16	WZ	
TC105123	190	2.8	1.8	30		14	WZ	
TC105124	190	2.8	1.8	30	NL=2/7/42	16	WZ	Mafell; Festool
TC105125	190	2.6	2.0	FF		16	WZ	Festool
TC105126	190	2.8	1.8	16		24	WZ	
TC105127	190	2.8	1.8	20		24	WZ	
TC105128	190	1.8	1.1	30	NL=2/7/42	24	WZ	Hilti
TC105129	190	2.0	1.4	30	NL=2/4/42	24	WZ	Makita
TC105130	190	2.5	1.8	30		24	WZ	Mafell
TC105131	190	2.8	1.8	30	NL=2/7/42	24	WZ	
TC105132	190	2.8	1.8	16	NL=2/6/32	30	WZ	
TC105133	190	2.8	1.8	20		30	WZ	
TC105134	190	2.8	1.8	30	NL=2/7/42	30	WZ	
TC105135	190	2.8	1.8	30		32	WZ	Festool
TC105136	190	2.6	2.0	FF		32	WZ	Festool
TC105137	190	2.0	1.2	30		36	WZ	Mafell
TC105138	190	2.0	1.4	30	NL=2/7/42	40	WZ	Makita
TC105139	190	2.8	1.8	16	NL=2/6/32	48	WZ	
TC105140	190	2.8	1.8	20		48	WZ	
TC105141	190	2.8	1.8	30	NL=2/7/42	48	WZ	Festool
TC105142	190	2.4	1.8	FF		48	WZ	Festool
TC105143	190	2.0	1.1	30	NL=2/7/42	54	WZ	Hilti
TC105144	190	2.6	1.8	30	NL=2/7/42	54	TR-F	Festool
TC105145	190	2.6	1.8	FF		54	TR-F	Festool
TC105146	190	2.8	1.8	16	NL=2/6/32	56	WZ	
TC105147	190	2.8	1.8	30	NL=2/7/42	56	WZ	
TC105148	190	2.6	2.0	FF		58	TR-F neg.	Festool
TC105149	190	2.8	2.2	30	NL=2/7/42	68	TR-F neg.	Festool
TC105150	200	2.8	1.8	16	NL=2/7/42	16	WZ	
TC105151	200	2.8	1.8	30	NL=2/7/42	16	WZ	
TC105152	200	2.8	1.8	16	NL=2/7/42	24	WZ	
TC105153	200	2.8	1.8	30	NL=2/7/42	24	WZ	
TC105154	200	2.8	1.8	15	NL=2/7/42	30	WZ	
TC105155	200	2.8	1.8	20	NL=2/7/42	30	WZ	
TC105156	200	2.8	1.8	30		36	WZ	
TC105157	200	2.8	1.8	16	NL=2/7/42	48	WZ	
TC105158	200	2.8	1.8	30	NL=2/7/42	48	WZ	
TC105159	200	1.2	0.8	30		60	WZ	
TC105160	200	2.8	1.8	16	NL=2/7/42	64	WZ	
TC105161	200	2.8	1.8	30	NL=2/7/42	64	WZ	

1.10 Portable circular saw blades

Art. No.	D	B	b	d	NL / SL	Z	Tooth shape	Compatible with
TC105162	210	2.8	1.8	30	NL=2/7/42	16	FZ	
TC105163	210	2.6	1.8	30		18	WZ	Festool
TC105164	210	2.8	1.8	30	NL=2/7/42	24	WZ	
TC105165	210	2.8	1.8	16	NL=2/7/42	30	WZ	
TC105166	210	2.8	1.8	30	NL=2/7/42	30	WZ	
TC105167	210	2.4	1.8	30		36	WZ	Festool
TC105168	210	2.8	1.8	30	NL=2/7/42	48	WZ	
TC105169	210	2.4	1.8	30		54	WZ	Festool
TC105170	210	2.4	1.8	30	NL=2/7/42	60	TR-F	Festool
TC105171	210	2.8	1.8	30	NL=2/7/42	64	WZ	
TC105172	210	2.4	1.8	30	NL=2/7/42	72	TR-F neg.	Festool
TC105173	215	3.0	2.0	30	NL=2/7/42	24	WZ	
TC105174	215	3.0	2.0	30		30	WZ	
TC105175	215	3.0	2.0	30	NL=2/7/42	48	WZ	
TC105176	220	3.0	2.0	30	NL=2/7/42	24	WZ	
TC105177	220	2.8	1.8	30	NL=2/7/42	34	WZ	
TC105178	220	2.8	1.8	30		48	WZ	
TC105179	220	2.8	1.8	30		64	WZ	
TC105180	225	2.6	1.8	30	NL=2/7/42	18	WZ	Festool
TC105181	225	2.8	1.8	30	NL=2/7/42	24	WZ	
TC105182	225	3.0	2.0	30	NL=2/7/42	30	WZ	
TC105183	225	2.6	1.8	30		32	WZ	Mafell; Festool
TC105184	225	2.6	1.8	30		48	WZ	Mafell; Festool
TC105185	225	2.8	1.8	30		48	WZ	
TC105186	225	2.5	1.8	30	NL=2/7/42	56	TR-F	Mafell
TC105187	225	2.6	1.8	30		68	TR-F	Festool
TC105188	225	2.6	1.8	30	NL=NLK	68	TR-F neg.	Festool
TC105189	230	2.5	1.8	30		12	WZ	Mafell
TC105190	230	2.8	1.8	30	NL=2/7/42	18	WZ	Festool
TC105191	230	3.0	2.0	16	NL=2/7/42	24	WZ	
TC105192	230	2.8	1.8	30	NL=2/7/42	24	WZ	Mafell; Festool
TC105193	230	3.0	2.0	30	NL=2/7/42	24	WZ	
TC105194	230	3.0	2.0	30	NL=2/7/42	30	WZ	
TC105195	230	3.0	2.0	16	NL=2/7/42	48	WZ	
TC105196	230	2.5	1.8	30	NL=2/7/42	48	WZ	Festool
TC105197	230	3.0	2.0	30	NL=2/7/42	48	WZ	
TC105198	230	2.5	1.8	30		56	WZ	Mafell
TC105199	230	3.0	2.0	30	NL=2/7/42	64	WZ	
TC105200	235	3.0	2.0	25		24	WZ	
TC105201	235	3.0	2.0	30	NL=2/7/42	24	WZ	
TC105202	235	3.0	2.0	30	NL=2/7/42	30	WZ	
TC105203	235	3.0	2.0	30	NL=2/7/42	48	WZ	
TC105204	237	2.5	1.8	30		12	WZ	Mafell
TC105205	237	2.5	1.8	30		24	WZ	Mafell



1.10 Portable circular saw blades



Art. No.	D	B	b	d	NL / SL	Z	Tooth shape	Compatible with
TC105206	237	2.8	1.8	30		56	WZ	Mafell
TC105207	240	3.0	2.0	30		24	WZ	
TC105208	240	3.0	2.0	30		36	WZ	
TC105209	240	3.0	2.0	30		48	WZ	
TC105210	250	2.8	1.8	30		24	WZ	Mafell
TC105211	250	3.2	2.2	30	NL=NLK	24	WZ	
TC105212	250	3.2	2.2	20	NL=NLK	30	WZ	
TC105213	250	3.2	2.2	30	NL=NLK	30	WZ	
TC105214	250	3.2	2.2	20	NL=NLK	40	WZ	
TC105215	250	2.8	1.8	30		40	WZ	Mafell
TC105216	250	2.8	1.8	30		60	WZ	Mafell
TC105217	250	2.8	1.8	30		68	TR-F	Mafell
TC105218	254	2.8	2.0	30	NL=NLK	24	WZ neg.	Bosch
TC105219	254	2.8	2.0	30	NL=NLK	48	WZ neg.	Bosch
TC105220	254	2.8	2.0	30	NL=NLK	60	WZ neg.	Bosch
TC105221	254	2.8	2.0	30	NL=NLK	80	WZ neg.	Bosch
TC105222	260	3.0	2.0	30	NL=NLK	24	WZ	
TC105223	260	3.2	2.2	30	NL=NLK	42	WZ	
TC105224	260	2.4	1.8	30	NL=NLK	68	TR-F neg.	Festool
TC105225	270	3.2	2.2	30	NL=NLK	24	WZ	
TC105226	270	3.0	2.0	30	NL=NLK	48	WZ	
TC105227	280	3.2	2.2	30	NL=NLK	28	WZ	
TC105228	280	3.2	2.2	30	NL=NLK	48	WZ	Mafell
TC105229	280	3.2	2.2	30	NL=NLK	60	WZ	
TC105230	280	3.2	2.2	30	NL=NLK	80	WZ	
TC105231	300	3.2	2.2	30	NL=NLK	30	WZ	
TC105232	315	3.2	2.2	30		16	WZ	Mafell
TC105233	315	3.2	2.2	30		28	WZ	Mafell
TC105234	330	3.2	2.2	30		24	WZ	Mafell
TC105235	330	3.2	2.2	30		40	WZ	Mafell
TC105237	335	3.2	2.2	25	NL=NLK	30	WZ SDB	
TC105238	350	3.5	2.5	30	NL=NLK	24	WZ SDB	Festool
TC105239	355	3.2	2.2	30	NL=NLK	16	WZ SDB	Mafell
TC105240	355	3.2	2.2	30	NL=NLK	32	WZ SDB	Mafell
TC105241	370	4.2	2.2	30	NL=NLK	18	WZ SDB	Mafell
TC105242	370	4.2	2.2	30		26	WZ	Mafell
TC105243	410	4.2	2.5	30	NL=NLK	20	WZ SDB	Mafell
TC105244	410	4.2	2.5	30		28	WZ	Mafell
TC105245	450	3.8	2.5	30	NL=NLK	12	WZ SDB	Mafell
TC105246	450	4.2	2.5	30		20	WZ	Mafell
TC105247	450	4.5	2.5	30	NL=NLK	34	WZ SDB	Mafell

1.11 Circular saw blades DRYCUT

1.11.1 HW DRYCUT steel and stainless steel

Application

- Standard-circular saw for processing steel
- Drycut-metal saw

Design

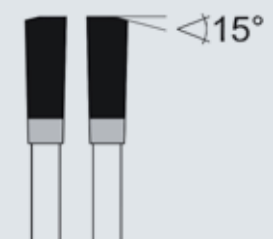
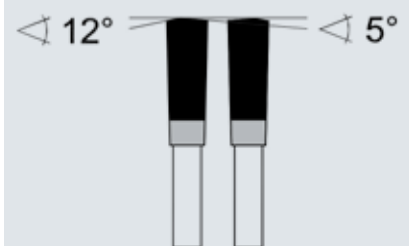
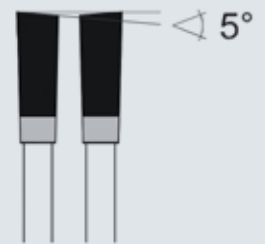
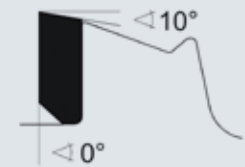
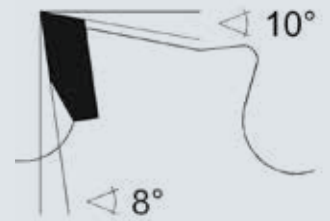
- Tungsten carbide tipped
- Noise reduced

- Alternate top bevel tooth
- Flat- alternate top bevel - flat tooth with chamfer
- Alternate top bevel - alternate top bevel - flat tooth with chamfer
- MAN / MEC

Quality

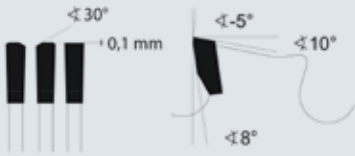
- HW

Art. No.	D	B	b	d	NL / SL	Z	Tooth shape	Rake angle	Type
TC105400	150	2.2	1.6	20	NL=2/6/32	30	WZ	0°-8° pos.	
TC105401	160	2.0	1.6	20	NL=2/6/32	42	FWF	0°-8° pos.	
TC105402	160	2.2	1.6	20	NL=2/6/32	30	WZ	0°-8° pos.	
TC105403	180	2.2	1.6	30	NL=2/7/42	34	WZ	0°-8° pos.	
TC105404	182	2.2	1.6	20		34	WZ	0°-8° pos.	
TC105405	190	2.2	1.6	20		38	WZ	0°-8° pos.	
TC105406	190	2.2	1.6	30	NL=2/7/42	38	WZ	0°-8° pos.	
TC105407	190	2.2	1.6	30	NL=2/7/42	48	FWF	0°-8° pos.	
TC105408	210	2.0	1.6	30		54	FWF	0°-8° pos.	
TC105409	210	2.2	1.8	30	NL=2/7/42	40	WZ	0°-8° pos.	
TC105410	216	2.2	1.8	30	NL=2/7/42	54	FWF	0°-8° pos.	
TC105411	230	2.2	1.8	30	NL=2/7/42	44	WZ	0°-8° pos.	
TC105412	230	2.2	1.8	30		54	FWF	0°-8° pos.	
TC105413	235	2.2	1.8	30	NL=2/7/42	44	WZ	0°-8° pos.	
TC105414	250	2.2	1.8	30	NLC+2/7/42	48	WWF	0°-8° pos.	LN
TC105415	250	2.2	1.8	30	NLC+2/7/42	54	FWF	0°-8° pos.	LN
TC105416	270	2.2	1.8	30	NL=NLC	60	WWF	0°-8° pos.	LN
TC105417	300	2.2	1.8	30	NLC+2/7/42	60	WWF	0°-8° pos.	LN
TC105418	300	2.2	1.8	30	NLC+2/7/42	80	WWF	0°-8° pos.	LN
TC105419	305	2.2	1.8	25.4		60	WWF	0°-8° pos.	LN
TC105420	305	2.2	1.8	25.4		80	WWF	0°-8° pos.	LN
TC105421	350	2.4	2.0	30	NLC+2/7/42	80	WWF	0°-8° pos.	LN
TC105422	355	2.4	2.0	25.4		72	WWF	0°-8° pos.	LN
TC105423	355	2.4	2.0	25.4	NL=1/12/55.4	80	WWF	0°-8° pos.	LN
TC105424	355	2.4	2.0	25.4	NL=1/12/55.4	90	WWF	0°-8° pos.	LN
TC105425	355	2.4	2.0	30	NL=NLC	90	WWF	0°-8° pos.	LN
TC105426	400	3.0	2.5	30	NL=NLC	84	WWF	0°-8° pos.	LN



1.11 Circular saw blades DRYCUT

1.11.2 HW DRYCUT stainless steel



Application

- Standard-circular saw with TiAlN coated for processing stainless steel
- Drycut-metal saw

Design

- Tungsten carbide tipped
- Noise reduced
- Flat - flat - flat tooth with chamfer
- MAN / MEC

Quality

- HW

Art. No.	D	B	b	d	NL / SL	Z	Tooth shape	Rake angle	Type
TC105500	250	2.2	1.8	30	NLC+2/7/42	60	TiAlN	8° pos	LN; beschichtet
TC105501	305	2.2	1.8	25.4		84	TiAlN	8° pos	LN; beschichtet
TC105502	355	2.2	1.8	25.4		90	TiAlN	8° pos	LN; beschichtet

1.11.3 HW DRYCUT Sandwich-Material



Application

- Standard-circular saw for processing Sandwich panels
- With or without foam
- Drycut-metal saw

Design

- Tungsten carbide tipped
- Triple-chip flat tooth
- MAN / MEC

Quality

- HW

Art. No.	D	B	b	d	NL / SL	Z	Tooth shape	Rake angle	Type
TC105600	160	1.5	1.1	20/30*		48	TR-F	0°	
TC105601	190	1.5	1.0	30	NL=2/7/42	56	TR-F	0°	
TC105602	210	1.8	1.4	30	NL=NLK	66	TR-F	0°	
TC105603	230	1.8	1.4	30	NL=NLK	72	TR-F	0°	
TC105604	250	2.2	1.8	30	NLC+2/7/42	72	TR-F	0°	
TC105605	300	2.2	1.8	30	NLC+2/7/42	84	TR-F	0°	
TC105606	330	2.4	2.0	30	NLC+2/7/42	90	TR-F	0°	
TC105607	350	2.4	2.0	30	NLC+2/7/42	100	TR-F	0°	

*Standardly these circular saw blades are delivered with 30mm bore;
Please indicate the required bore diameter when making an enquiry or ordering

1.11 Circular saw blades DRYCUT

1.11.4 HW DRYCUT steel „Hiroshi“

Application

- Circular saws for the processing of steel with above-average tool life
- Cutting soft steel
- Steel profile
- Flat and angle irons
- Cast iron pipes
- Steel and non-ferrous metal
- Drycut-metal saw

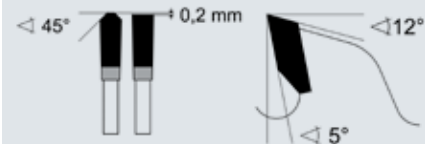
Design

- Tungsten carbide tipped
- Precision design
- Triple-chip flat tooth positive
- MAN / MEC

Quality

- HW

Art. No.	D	B	b	d	NL / SL	Z	Tooth shape	Rake angle	Type
TC105700	250	2.2	1.8	30		48	TR-F	5° pos.	Hiroshi
TC105701	254	2.2	1.8	25.4		48	TR-F	5° pos.	Hiroshi
TC105702	300	2.2	1.8	30		60	TR-F	5° pos.	Hiroshi
TC105703	305	2.2	1.8	25.4		60	TR-F	5° pos.	Hiroshi
TC105704	350	2.4	2.0	30		72	TR-F	5° pos.	Hiroshi
TC105705	355	2.4	2.0	25.4		72	TR-F	5° pos.	Hiroshi



1.11.5 HW DRYCUT stainless steel „Takeshi“

Application

- Circular saws for the processing of stainless steel with above-average tool life
- Drycut-metal saw

- Alternate top bevel tooth positive
- Triple-chip flat tooth
- MAN / MEC

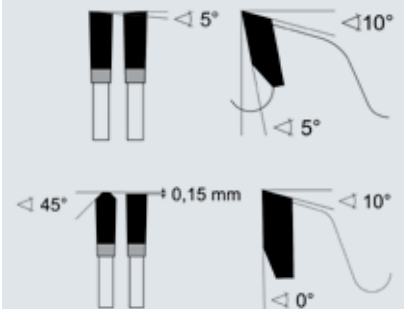
Design

- Tungsten carbide tipped
- Precision design

Quality

- HW

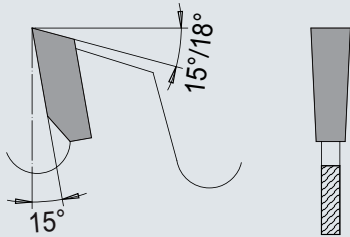
Art. No.	D	B	b	d	NL / SL	Z	Tooth shape	Rake angle	Type
TC105800	160	1.6	1.35	20	NL=2/6/32	40	WZ	5° pos.	Takeshi
TC105801	190	1.6	1.35	30	NL=2/7/42	48	WZ	5° pos.	Takeshi
TC105802	210	2.0	1.6	30	NL=2/7/42	54	WZ	5° pos.	Takeshi
TC105803	216	2.0	1.6	30	NL=2/7/42	54	WZ	5° pos.	Takeshi
TC105804	230	2.0	1.6	30	NL=2/7/42	56	WZ	5° pos.	Takeshi
TC105805	250	2.2	1.8	30	NLC+2/7/42	60	TR-F	0°	Takeshi
TC105806	254	2.2	1.8	25.4		60	TR-F	0°	Takeshi
TC105807	300	2.2	1.8	30	NLC+2/7/42	72	TR-F	0°	Takeshi
TC105808	305	2.2	1.8	25.4		72	TR-F	0°	Takeshi
TC105809	350	2.4	2.0	30	NLC+2/7/42	84	TR-F	0°	Takeshi
TC105810	355	2.4	2.0	25.4		84	TR-F	0°	Takeshi



1.12 Grooving Circular saw blades

1.12.1 HW Grooving saw blades MAN

DP version see DP chapter 2.1-2.7 from page 70



Application

- Solid wood
- Wood-based material
- Plastic material
- Longitudinal cut
- Grooving
- Table saw
- Bench router

Design

- Tungsten carbide tipped
- Up to D=100 Round shape
- Limited from D=125 chip thickness
- Flat tooth positive
- MAN

Quality

- HW

Art. No.	D	B	b	d	Z	Tooth shape	Type
TC106000	100	2.0	1.4	20	6	FZ	MAN
TC106001	100	3.0	2.0	20	6	FZ	MAN
TC106002	100	4.0	3.0	20	6	FZ	MAN
TC106003	100	5.0	3.5	20	6	FZ	MAN
TC106004	100	6.0	4.0	20	6	FZ	MAN
TC106005	100	8.0	6.0	20	6	FZ	MAN
TC106006	100	10.0	7.0	20	6	FZ	MAN
TC106007	125	1.5	1.0	30	12	FZ SDB	MAN
TC106008	125	1.8	1.2	30	12	FZ SDB	MAN
TC106009	125	2.0	1.4	30	12	FZ SDB	MAN
TC106010	125	2.5	1.4	30	12	FZ SDB	MAN
TC106011	125	3.0	2.0	30	12	FZ SDB	MAN
TC106012	125	3.5	2.4	30	12	FZ SDB	MAN
TC106013	125	4.0	3.0	30	12	FZ SDB	MAN
TC106014	125	4.5	3.0	30	12	FZ SDB	MAN
TC106015	125	5.0	3.5	30	12	FZ SDB	MAN
TC106016	125	6.0	4.0	30	12	FZ SDB	MAN
TC106017	140	2.0	1.4	30	12	FZ SDB	MAN
TC106018	140	2.5	1.4	30	12	FZ SDB	MAN
TC106019	140	3.0	2.0	30	12	FZ SDB	MAN
TC106020	140	3.5	2.4	30	12	FZ SDB	MAN
TC106021	140	4.0	3.0	30	12	FZ SDB	MAN
TC106022	140	4.5	3.0	30	12	FZ SDB	MAN
TC106023	140	5.0	3.5	30	12	FZ SDB	MAN
TC106024	140	6.0	4.0	30	12	FZ SDB	MAN
TC106025	140	8.0	6.0	30	12	FZ SDB	MAN
TC106026	140	10.0	7.0	30	12	FZ SDB	MAN
TC106027	180	4.0	3.0	30	12	FZ SDB	MAN
TC106028	180	5.0	3.5	30	12	FZ SDB	MAN
TC106029	180	6.0	4.0	30	12	FZ SDB	MAN
TC106030	180	8.0	6.0	30	12	FZ SDB	MAN
TC106031	180	10.0	7.0	30	12	FZ SDB	MAN

1.12 Grooving Circular saw blades

1.12.2 HHW Slot-Grooving saw blades MAN

Application

- Solid wood
- Grooving and slitting
- Longitudinal and cross cut
- Table saw
- Bench router

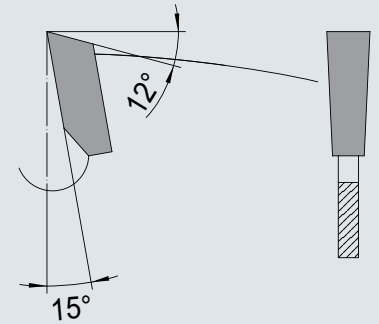
Design

- Tungsten carbide tipped
- Chip-thickness limited due to shape of saw body
- Flat tooth positive
- MAN

Quality

- HW

Art. No.	D	B	b	d	Z	Tooth shape	Type
TC106032	200	4.0	2.5	30	4	FZ SDB	MAN
TC106033	250	4.0	3.0	30	4	FZ SDB	MAN
TC106034	250	6.0	4.5	30	4	FZ SDB	MAN
TC106035	300	5.0	4.0	30	4	FZ SDB	MAN
TC106036	300	6.0	4.5	30	4	FZ SDB	MAN



1.12.3 HW Grooving saw blades MAN 2-part

Application:

- Wood and panel material with and without coating
- Grooving
- Longitudinal and cross cut
- Bench router

Design

- Tungsten carbide tipped
- With raker knives flat
- Spurs on top and bottom
- Flat tooth positive
- Flat tooth with axial angle positive
- MAN

Quality

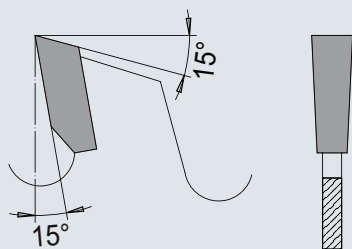
- HW

Art. No.	D	B	d	Z	Tooth shape	Type	Tmax.
TC106100	120	1.8-3.4	30	12 (6+6)	FZ	MAN	12
TC106101	120	2.2-4.0	30	12 (6+6)	FZ	MAN	15
TC106102	140	2.2-4.0	30	12 (6+6)	FZ	MAN	15
TC106103	150	4.0-7.5	30	8 (4+4)	FZA	MAN	35
TC106104	150	7.5-14.0	30	8 (4+4)	FZA	MAN	35

1.12 Grooving Circular saw blades

1.12.4 HW Grooving saw blades MEC

DP version see DP chapter 2.1-2.7 from page 70



Application

- Solid wood
- Wood-based material
- Plastic material
- Longitudinal cut
- Grooving
- Double end tenoners
- Spindle moulders
- CNC

Design

- Tungsten carbide tipped
- Large chip spaces
- Flat tooth positive
- MEC

Quality

- HW

Art. No.	D	B	b	d	Z	Tooth shape	Type
TB861001	120	4.0	3.0	20	12	FZ	MEC
TB861002	120	4.5	3.5	20	12	FZ	MEC
TB861003	120	5.0	3.5	20	12	FZ	MEC
TB861004	120	6.0	4.0	20	12	FZ	MEC
TC106200	125	1.5	1.0	30	12	FZ	MEC
TC106201	125	2.0	1.4	30	12	FZ	MEC
TC106202	125	2.5	1.4	30	12	FZ	MEC
TC106203	125	3.0	2.0	30	12	FZ	MEC
TC106204	125	3.5	2.4	30	12	FZ	MEC
TC106205	125	4.0	3.0	30	12	FZ	MEC
TC106206	125	4.5	3.0	30	12	FZ	MEC
TC106207	125	5.0	3.5	30	12	FZ	MEC
TC106208	125	6.0	4.0	30	12	FZ	MEC
TC106209	140	1.5	1.0	30	12	FZ	MEC
TC106210	140	1.8	1.2	30	12	FZ	MEC
TC106211	140	2.0	1.4	30	12	FZ	MEC
TC106212	140	2.5	1.4	30	12	FZ	MEC
TC106213	140	3.0	2.0	30	12	FZ	MEC
TC106214	140	3.5	2.4	30	12	FZ	MEC
TC106215	140	4.0	3.0	30	12	FZ	MEC
TC106216	140	5.0	3.5	30	12	FZ	MEC
TC106217	140	6.0	4.0	30	12	FZ	MEC
TC106218	140	7.0	6.0	30	12	FZ	MEC
TC106219	140	8.0	6.0	30	12	FZ	MEC
TC106220	140	10.0	7.0	30	12	FZ	MEC
TC106221	150	4.0	3.0	30	12	FZ	MEC
TC106222	150	5.0	3.5	30	12	FZ	MEC
TC106223	150	6.0	4.0	30	12	FZ	MEC
TC106224	150	3.0	2.0	30	18	FZ	MEC
TC106225	150	4.0	3.0	30	18	FZ	MEC
TC106226	150	5.0	3.5	30	18	FZ	MEC
TC106227	150	6.0	4.0	30	18	FZ	MEC

1.12 Grooving Circular saw blades

Art. No.	D	B	b	d	Z	Tooth shape	Type
TC106228	150	8.0	6.0	30	18	FZ	MEC
TC106229	180	4.0	3.0	30	12	FZ	MEC
TC106230	180	5.0	3.5	30	12	FZ	MEC
TC106231	180	6.0	4.0	30	12	FZ	MEC
TC106232	180	8.0	6.0	30	12	FZ	MEC
TC106233	180	10.0	7.0	30	12	FZ	MEC

1.12.5 HW/DP Grooving saw blades CNC BAZ

Application



- Solid wood
- Wood-based material
- Plastic material
- Longitudinal cut
- Grooving
- CNC

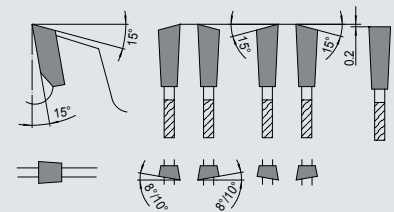
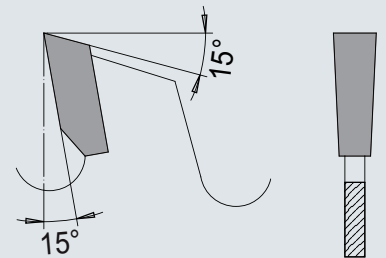
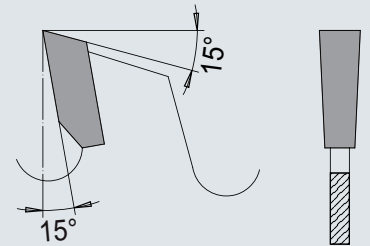
Design

- Tungsten carbide tipped
- Diamond tipped
- Flat tooth positive
- Alternate top bevel tooth with axial angle-Alternate top bevel tooth with axial angle-Flat tooth positive
- MEC

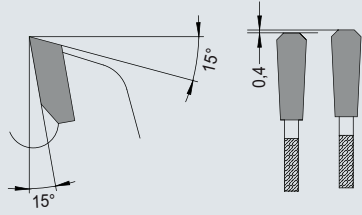
Quality

- HW

Art. No.	D	B	b	d	NL / SL	Z	Tooth shape	Type	Compatible with
TC102400	100	4.0	2.8	30		30	WZA-WZA-F	MEC	BHX Typee 050/055
TC102401	100	5.0	4.0	30		30	WZA-WZA-F	MEC	BHX Typee 050/055
TC102402	120	4.0	2.8	20		35	WZA-WZA-F	MEC	SCM; Morbidelli
TC102403	120	5.0	4.0	20		35	WZA-WZA-F	MEC	SCM; Morbidelli
TB750368	120	4.0	3.0	35	SL=4/M5/50 +4/M5/50	12	FZ	MEC	Felder Format
TB750369	120	5.0	3.5	35	SL=4/M5/50 +4/M5/50	12	FZ	MEC	Felder Format
TC106234	120	4.0	2.8	35	SL=4/M5/50 +4/M5/50	35	WZA-WZA-F	MEC	Felder Format
TC106235	120	5.0	4.0	35	SL=4/M5/50 +4/M5/50	35	WZA-WZA-F	MEC	Felder Format
TC106236 	120	4.0	3.0	35	SL=4/M5/50 +4/M5/50	12	FZ	MEC	Felder Format
TC106237 	120	5.0	4.0	35	SL=4/M5/50 +4/M5/50	12	FZ	MEC	Felder Format
TC102404	125	4.0	2.8	30	SL=4/M5/48 +4/M5/48	35	WZA-WZA-F	MEC	Homag
TC102405	125	5.0	4.0	30	SL=4/M5/48 +4/M5/48	35	WZA-WZA-F	MEC	Homag



2.1 Wood materials



2.1.1 DP PREMIUM

Application

- Synthetic resin and plastic-coated panel materials
- Finish cut
- Vertical panel sizing saw
- Table saw

Design

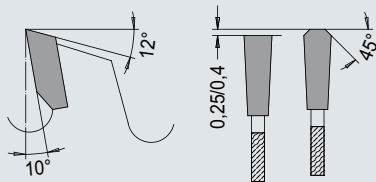
- Diamond tipped
- Precision design
- Low vibration;
- Alternate top bevel - flat tooth with chamfer positive
- MAN / MEC

Quality

- DP

Art. No.	D	B	b	d	NL / SL	Z	Tooth shape
TB750100	303	3.2	2.2	30	NL=2/7/42+2/10/60	72	TR-FA

2.1.2 DP Wood materials



Application

- Panel material raw and coated
- Duroplastic
- Longitudinal cut
- Cross cut
- Vertical panel sizing saw
- Table saw
- Design with Z=96 especially suitable for profiles
- Plastic materials
- Alucobond

Design

- Diamond tipped
- Optimized saw body
- Triple-chip flat tooth positive
- MAN / MEC

Quality

- DP

Art. No.	Tooth height	D	B	b	d	NL / SL	Z	Tooth shape
TC106400	5.0	250	3.2	2.2	30	NL=NLK	48	TR-F
TC106401	5.0	250	3.2	2.2	30	NL=NLK	60	TR-F
TC106402	4.0	300	3.2	2.2	30	NL=NLK	96	TR-F
TC106403	5.0	303	3.2	2.2	30	NL=NLK	48	TR-F
TC106404	5.0	303	3.2	2.2	30	NL=NLK	60	TR-F
TC106405	5.0	303	3.2	2.2	30	NL=NLK	72	TR-F
TC106406	4.0	350	3.5	2.4	30	NL=NLK	96	TR-F

2.1 Wood materials

2.2 Paneel-sizing saw blades

2.1.3 DP Circular saw blades ECOline

Application

- Panel material raw and coated
- Duroplastic
- Longitudinal cut
- Cross cut
- Vertical panel sizing saw
- Table saw

Design

- Diamond tipped
- ECO-Design
- MAN / MEC

Quality

- DP

Art. No.	Tooth height	D	B	b	d	NL / SL	Z	Tooth shape
TB750060	4.2	303	3.2	2.2	30	NL=2/10/60	48	ECO

2.2 Paneel-sizing saw blades

2.1.1 DP Paneel-sizing saw blades

Application

- Panel material Laminated
- Duroplastic
- Panel sizing single and in packs
- Panel sizing machine horizontal with scoring aggregate

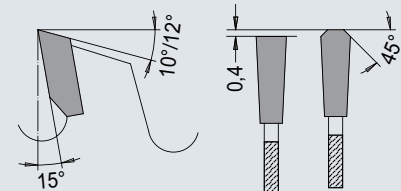
Design

- Diamond tipped
- Optimized saw body
- Triple-chip flat tooth positive
- MEC

Quality

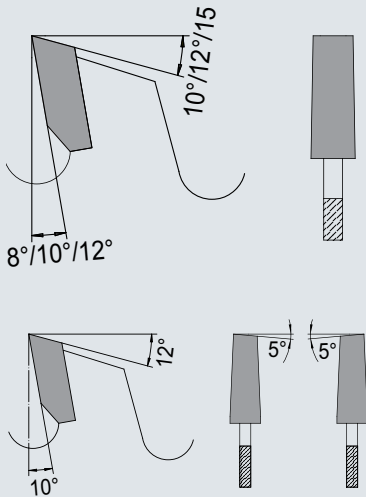
- DP

Art. No.	Tooth height	D	B	b	d	NL / SL	Z	Tooth shape	Compatible with
TC106500	5.0	305	4.4	3.0	30		60	TR-F	
TC106501	5.0	350	4.4	3.0	30	NL=2/10/60	72	TR-F	Mayer; HolzHer; Schelling
TC106502	5.0	350	4.4	3.2	30		84	TR-F	
TC106503	5.0	380	4.4	3.2	30		72	TR-F	HolzHer
TC106504	5.0	380	4.4	3.2	60	NL=2/14/100	72	TR-F	Homag
TC106505	5.0	380	4.8	3.5	60	NL=2/14/100	72	TR-F	Homag
TC106506	5.0	400	4.4	3.2	30		72	TR-F	
TC106507	5.0	450	4.8	3.5	30		72	TR-F	
TC106508	5.0	450	4.8	3.5	60	NL=2/19/120 +2/14/125	72	TR-F	Homag
TC106509	5.0	480	4.8	3.5	60	NL=2/11/115 +2/19/120	72	TR-F	Homag



2.3 Scoring saw blades

2.3.1 DP Scoring saw blades 1-part



Application

- Plastic Laminated and film-coated wood-based material
- Double hogging
- Panel sizing units, horizontal with scoring aggregate

- Conical alternate top bevel tooth tips for aggregates with low motor power
- MAN / MEC

Type

- 1-part

Design

- Diamond tipped
- Flat tooth conical for high feed rate

Quality

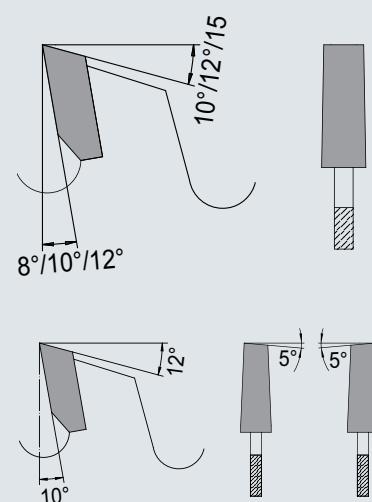
- DP

Art. No.	Tooth height	D	B	b	d	NL / SL	Z	Tooth shape	Compatible with
TC106600*	5.0	80	3.0-3.8	3.0	20	NL=2/4.5/34	20	WZ-KO	Felder; Striebig
○ TC106601	5.0	120	3.1-3.9	2.2	22		16	FZ-KO	
○ TC106602	5.0	125	3.1-3.9	2.2	22		16	FZ-KO	
TC106603	5.0	125	3.1-3.9	2.2	20		24	FZ-KO	Panhans
TC106604	5.0	125	4.4-5.2	3.4	20		24	FZ-KO	Giben; Panhans
TC106605	5.0	125	4.4-5.2	3.2	45		24	FZ-KO	Homag Espana CH03
TC106606	5.0	127	4.4-5.2	3.4	45		24	WZ-KO	Giben
TC106607	5.0	150	3.3-4.1	2.2	45		28	FZ-KO	Homag 130
TC106608	5.0	150	3.7-4.5	2.8	30		28	FZ-KO	Mayer PS 80
TC106609	5.0	150	4.4-5.2	3.2	30		28	FZ-KO	Mayer
TC106610	5.0	150	4.4-5.2	3.4	45		28	FZ-KO	Homag 130
TC106611	5.0	160	4.4-5.2	3.2	45	NL=3/11/70	28	FZ-KO	Giben Starmatic 850
TC106612	5.0	160	4.4-5.2	3.2	55	NL=3/7/66	36	FZ-KO	SCM P55; SCM Sigma
TC106613	5.0	180	3.3-4.1	2.2	30	NL=NLK	28	FZ-KO	Panhans Eco
TC106614	5.0	180	3.7-4.5	2.8	30	NL=NLK	28	FZ-KO	HolzHer; Panhans; Schelling
TC106615	5.0	180	3.7-4.5	2.5	45		36	FZ-KO	Homag
TC106616	5.0	180	4.4-5.2	3.2	20		32	WZ-KO	Anthon; Panhans; Schelling
TC106617	5.0	180	4.4-5.2	3.2	30	NL=NLK	28	FZ-KO	Panhans
TC106618	5.0	180	4.4-5.2	3.2	45		32	FZ-KO	Homag
TC106619	5.0	180	4.4-5.2	3.2	50	NL=3/13/80	42	FZ-KO	Giben
TC106620	5.0	180	4.8-5.6	3.5	45		32	FZ-KO	Homag
TC106621	5.0	190	3.7-4.5	2.8	50	NL=2/7/80	32	FZ-KO	Giben
TC106622	5.0	190	4.4-5.2	3.2	50	NL=2/7/80	32	FZ-KO	Giben
TC106623	5.0	200	3.3-4.1	2.2	45		36	FZ-KO	Homag 320

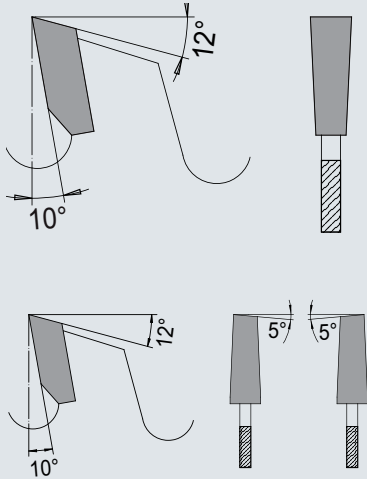
○ = on demand

2.3 Scoring saw blades

Art. No.	Tooth height	D	B	b	d	NL / SL	Z	Tooth shape	Compatible with
TC106624	5.0	200	3.7-4.5	2.8	20	NL=2/11/66	36	FZ-KO	Schelling FH4; Panhans
TC106625	5.0	200	3.7-4.5	2.8	30	NL=2/8.5/60	36	FZ-KO	Scheer
TC106626	5.0	200	3.7-4.5	2.8	45		36	FZ-KO	Homag Sawteq
TC106627	5.0	200	3.7-4.5	2.8	65	NL=2/9/100 +2/9/110	32	FZ-KO	Biesse Selco
TC106628	5.0	200	4.1-4.9	3.0	65	NL=2/9/100 +2/9/110	32	FZ-KO	Biesse Selco WN630/650
TC106629	5.0	200	4.4-5.2	3.4	20	NL=2/11/66	24	FZ-KO	Schelling
TC106630	5.0	200	4.4-5.2	3.4	20	NL=2/11/66	32	FZ-KO	Schelling
TC106631	5.0	200	4.4-5.2	3.5	30	NL=2/8.5/60	36	FZ-KO	Scheer
TC106632	5.0	200	4.4-5.2	3.5	45		32	FZ-KO	Homag Sawteq
TC106633	5.0	200	4.4-5.2	3.2	50	NL=3/13/80	42	FZ-KO	Giben Smart
TC106634	5.0	200	4.4-5.2	3.5	65	NL=2/9/100 +2/9/110	32	FZ-KO	Biesse Selco
TC106635	5.0	200	4.4-5.2	3.2	80	NL=2/14/110	32	FZ-KO	Gabbiani; SCM
TC106636	5.0	200	4.8-5.6	3.5	45		32	FZ-KO	Homag
TC106637	5.0	200	4.8-5.6	3.5	65	NL=2/9/100 +2/9/110	32	FZ-KO	Biesse Selco
TC106638	5.0	200	5.0-5.8	3.5	20	NL=2/11/66	32	FZ-KO	Schelling FH8, AH8, CH8
TC106639	5.0	200	5.5-6.4	4.0	20	NL=2/11/66	32	FZ-KO	Schelling AT, FT, AS, FS
TC106640	5.0	200	5.8-6.6	4.5	45		32	FZ-KO	Homag
TC106641	5.0	200	6.2-7.0	4.2	20	NL=2/11/66	32	FZ-KO	Schelling AS, FS
TC106642	5.0	200	6.2-7.0	4.2	45		32	FZ-KO	Homag Type 66
TC106643	5.0	200	7.0-7.8	5.0	20	NL=2/9/60	32	FZ-KO	Anthon LNC
TC106644	5.0	215	3.7-4.5	2.8	50	NL=2/7/80	32	FZ-KO	Giben
TC106645	5.0	215	4.4-5.2	3.2	50	NL=2/7/80 +3/15/80	42	FZ-KO	Giben
TC106646	5.0	215	4.8-5.6	3.5	50	NL=2/7/80	42	FZ-KO	Giben
TC106647	5.0	220	6.4-7.2	4.4	20		32	FZ-KO	Schelling AS, FS
TC106648	5.0	300	3.7-4.5	3.2	30	NL=2/11/73 +2/13/94	32	FZ-KO	Schelling
TC106649	5.0	300	4.4-5.2	3.2	30	NL=2/11/73 +2/13/94	32	FZ-KO	Schelling



2.3 Scoring saw blades



2.3.2 DP Scoring saw blades 2-part

Application

- Plastic Laminated and film-coated wood-based material
- Double hogging
- Panel sizing units, horizontal with scoring aggregate

Design

- Diamond tipped
- Flat tooth conical for high feed rate
- Conical alternate top bevel tooth tips for aggregates with low motor power
- MAN / MEC

Type

- 2-part

Quality

- DP

Art. No.	Tooth height	D	B	b	d	NL / SL	Z	Tooth shape	Compatible with
TC106800*	5.0	80	2.8-3.6	4.0	20	NL=2/4.5/34	20 (10+10)	FZ-KO	Felder; Striebig
TC106801	5.0	100	2.8-3.6	4.0	22		24 (12+12)	WZ-KO	Striebig
TC106802	5.0	120	2.8-3.8	4.0	22		24 (12+12)	FZ-KO	Altendorf
TC106803	5.0	120	2.8-3.6	4.0	20		24 (12+12)	FZ-KO	HolzHer; SCM
TC106804	5.0	120	2.8-3.6	4.4	50		24 (12+12)	FZ-KO	Altendorf-Rapido
TC106805	5.0	125	2.8-3.6	4.0	20		24 (12+12)	FZ-KO	Paolini

*Flange Striebig

Art. No.	D	B	d
*TA825207	60/40	8.7	20

2.4 Universal circular saw blades

2.4.1 DP Universal circular saw blades

Application

- Wood-based material raw and one-side
- coated
- Paper-based Laminatese
- Thermoplastic
- For universal application
- Sizing saw
- Cut-off saw

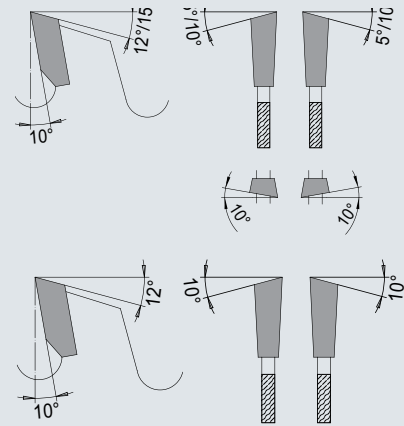
Design

- Diamond tipped
- Optimized saw body
- Alternate top bevel tooth positive
- Alternate top bevel tooth with axial angle positiv
- MAN / MEC

Quality

- DP

Art. No.	Tooth height	D	B	b	d	NL / SL	Z	Tooth shape
TC106900	5.0	180	3.2	2.2	30		36	WZ
TC106901	5.0	180	3.2	2.2	30		54	WZ
TC106902	4.0	250	3.2	2.2	30		72	WZ
TC106903	4.0	303	3.2	2.2	30	NL=NLK	72	WZA
TC106904	4.0	350	3.5	2.4	30	NL=NLK	72	WZ



2.4.2 DP circular saw blades Sprint

Application

- Laminated wood-based material including material with very thick top layers
- Solid wood quer
- Plastic Profiles
- Trimming of wood-based material
- in finish cut quality
- Vertical panel sizing saw
- Sizing saw
- CNC

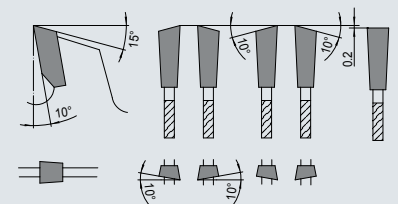
Design

- Diamond tipped
- Reduced kerf
- Noise reduced
- Precision design
- Alternate top bevel tooth with axial angle - Alternate top bevel tooth with axial angle - Flat tooth positive
- MAN / MEC

Quality:

- DP

Art. No.	Tooth height	D	B	b	d	NL / SL	Z	Tooth shape
TC107000	3.5	303	3.0	2.2	30	NL=NLK	100	WZA-WZA-F
TC107001	3.5	303	3.2	2.2	30	NL=NLK	100	WZA-WZA-F
TC107002	3.5	350	3.2	2.2	30	NL=NLK	100	WZA-WZA-F



2.5 Circular saw blades SUPER SILENT

2.5.1 DP Circular saw blades SUPER SILENT

Application

- Panel material raw and coated
- Dryes Solid wood gehobelt
- Longitudinal cut
- Cross cut
- Planing cut
- Table saw

Design

- Diamond tipped
- Low noise
- Reduced cutting pressure
- Micro-Geo-Design
- MAN / MEC

Quality

- DP

Art. No.	D	B	b	d	NL / SL	Z
TB750051	300	2.4	1.8	30	NL=NLK	43
TB750059	350	2.6	2.0	30	NL=NLK	53

Splitting wedges SUPER SILENT

Please note:

Only the splitting wedges listed below can be ordered for SUPER SILENT circular SAW BLADES. All other splitting wedges must be requested and ordered directly from the machine supplier.

	For circular saw blade	Extraction mounted on the splitting wedge	D-Bereich	B	b	L	Duct slot	Compatible with
TL108092	D300	ja	300-315	77	1.9	266	13	Altendorf
TL104070	D300	nein	300-315	77	1.9	222	13	Altendorf
TL104053	D300	nein	300-350	60	1.9	244	13	Altendorf
TL108093	D350	nein	300-350	60	2.2	244	13	Altendorf
TL108094	D300	ja	250-303	73	1.9	229	13	Casolin
TL108095	D300	nein	300-350	60	1.9	233	13	Casolin
TL108096	D300	nein	300-350	83	1.9	228	13	Casolin
TL108097	D350	nein	300-350	60	2.2	233	13	Casolin
TL108098	D350	nein	300-350	83	2.2	228	13	Casolin
TL108099	D300	nein	303	54	1.9	167	9	Elcon
TL104051	D300	ja	250-315	62	1.9	271	13	Felder
TL104594	D300	nein	250-315	62	1.9	257	13	Felder
TL108100	D350	nein	350-400	61	2.2	250	13	Felder
TL108101	D350	nein	350-450	71	2.2	295	13	Felder
TL108102	D300	nein	292-303	72	1.9	245	10	GMC
TL108103	D300	nein	303	66	1.9	310	12	GMC
TL108104	D300	ja	250-315	62	1.9	234	13	Griggio
TL108105	D300	ja	300-350	58	1.9	296	13	Griggio

2.5 Circular saw blades SUPER SILENT

	For circular saw blade	Extraction mounted on the splitting wedge	D-Bereich	B	b	L	Duct slot	Compatible with
TL108106	D300	nein	250-315	66	1.9	222	13	Griggio
TL108107	D350	nein	250-350	57	2.2	225	13	Griggio
TL108108	D300	nein	290-303	58	1.9	185	6	Holz-Her
TL108109	D300	nein	250-350	76	1.9	246	13	Kölle
TL108110	D350	nein	250-350	76	2.2	246	13	Kölle
TL108111	D300	ja	250-315	70	1.9	245	13	Martin
TL108112	D300	ja	300-350	60	1.9	348	14	Martin
TL104068	D300	nein	250-315	70	1.9	242	13	Martin
TL108113	D350	nein	250-350	70	2.2	242	13	Martin
TL108114	D300	ja	200-303	53	1.9	235	14	Panhans
TL108115	D300	ja	300-315	62	1.9	233	13	Panhans
TL104071	D300	nein	250-350	60	1.9	242	13	Panhans
TL104106	D300	nein	250-350	60	1.9	224	18	Panhans
TL108116	D350	nein	250-350	60	2.2	242	13	Panhans
TL104067	D300	ja	250-303	73	1.9	229	12	Robland
TL108118	D300	nein	300-350	93	1.9	230	13	Robland
TL104627	D300	nein	300-350	72	1.9	230	13	Robland
TL108119	D350	nein	300-350	93	2.2	230	13	Robland
TL108120	D350	nein	300-350	72	2.2	230	13	Robland
TL108121	D300	nein	240-253	55	1.9	138	10	Striebig
TL104647	D300	nein	290-303	51	1.9	192	14	Striebig
TL108122	D300	nein	290-303	64	1.9	191	10	Striebig
TL108123	D300	ja	250-315	73	1.9	238	13	SCM
TL104576	D300	ja	250-315	73	1.9	211	13	SCM
TL104069	D300	ja	300-350	73	1.9	235	13	SCM

2.5 Circular saw blades SUPER SILENT

2.6 Portable circular saw blades

2.5.2 DP Scoring saw blades SUPER SILENT

Application

- Panel material raw and coated
- Dryes Solid wood gehobelt
- Double hogging
- Table saw

Design

- Diamond tipped
- Low noise
- Reduced cutting pressure
- Micro-Geo-Design
- MAN / MEC

Quality

- DP

Art. No.	D	B	b	d	Z	Type	Compatible with
TB750052	80	2.4-2.8	1.8	20	12	1-part	Felder
TB750053	100	2.4-2.8	1.8	20	16	1-part	Martin; Schelling
TB750054	100	2.4-2.8	1.8	22	16	1-part	Altendorf; SCM
TB750055	120	2.4-2.8	1.8	20	20	1-part	HolzHer; MAKA; SCM
TB750056	120	2.4-2.8	1.8	22	20	1-part	Altendorf; Martin
TB750057	125	2.4-2.8	1.8	20	20	1-part	Panhans; Paoloni
TB750058	125	2.4-2.8	1.8	22	20	1-part	Altendorf; Martin

2.6.1 DP Portable circular saw blades

Application

- Wood-based material
- Plastic material
- Fibre cement boards
- Laminates
- Solid wood
- Longitudinal cut
- Cross cut
- Portable circular saw
- Table saw
- Cut-off saw

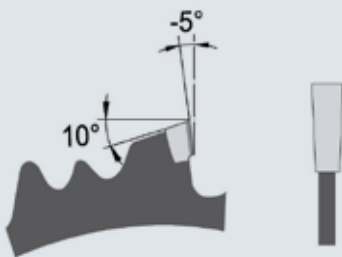
Design

- Diamond tipped
- Limited chip thickness
- Flat tooth negative
- MAN / MEC

Quality

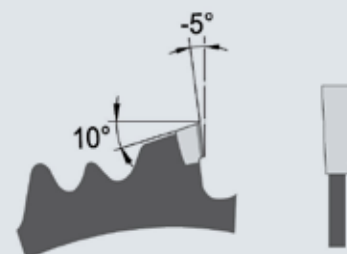
- DP

Art. No.	D	B	b	d	NL / SL	Z	Tooth shape
TC107100	160	2.4	1.6	20		4	FZ SDB neg.
TC107101	160	2.4	1.6	20		8	FZ SDB neg.
TC107102	160	2.4	1.6	20		12	FZ SDB neg.
TC107103	160	2.4	1.6	20		16	FZ SDB neg.
TC107104	160	2.4	1.6	20		24	FZ SDB neg.
TC107105	185	2.4	1.6	15.87	1/4/39.87	4	FZ SDB neg.
TC107106	185	2.4	1.6	15.87	1/4/39.87	8	FZ SDB neg.
TC107107	190	2.4	1.6	20		4	FZ SDB neg.



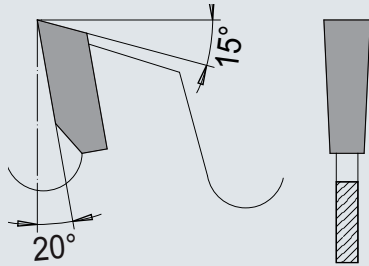
2.6 Portable circular saw blades

Art. No.	D	B	b	d	NL / SL	Z	Tooth shape
TC107108	190	2.4	1.6	20		8	FZ SDB neg.
TC107109	190	2.4	1.6	20		12	FZ SDB neg.
TC107110	190	2.4	1.6	20		16	FZ SDB neg.
TC107111	190	2.4	1.6	20		24	FZ SDB neg.
TC107112	200	2.4	1.6	30		4	FZ SDB neg.
TC107113	200	2.4	1.6	30		8	FZ SDB neg.
TC107114	216	2.4	1.6	30		8	FZ SDB neg.
TC107115	216	2.4	1.6	30		12	FZ SDB neg.
TC107116	216	2.4	1.6	30		16	FZ SDB neg.
TC107117	216	2.4	1.6	30		24	FZ SDB neg.
TC107118	230	2.4	1.6	20		6	FZ SDB neg.
TC107119	230	2.4	1.6	20		12	FZ SDB neg.
TC107120	250	2.4	1.6	30	NL=NLK	6	FZ SDB neg.
TC107121	250	2.4	1.6	30	NL=NLK	12	FZ SDB neg.
TC107122	250	2.4	1.6	30	NL=NLK	16	FZ SDB neg.
TC107123	250	2.4	1.6	30	NL=NLK	24	FZ SDB neg.
TC107124	250	2.4	1.6	30	NL=NLK	32	FZ SDB neg.
TC107125	260	2.4	1.6	30	NL=NLK	6	FZ SDB neg.
TC107126	260	2.4	1.6	30	NL=NLK	12	FZ SDB neg.
TC107127	260	2.4	1.6	30	NL=NLK	16	FZ SDB neg.
TC107128	260	2.4	1.6	30	NL=NLK	24	FZ SDB neg.
TC107129	300	2.4	1.6	30	NL=NLK	12	FZ SDB neg.
TC107130	300	2.4	1.6	30	NL=NLK	20	FZ SDB neg.
TC107131	300	2.4	1.6	30	NL=NLK	28	FZ SDB neg.
TC107132	300	2.4	1.6	30	NL=NLK	36	FZ SDB neg.



2.7 Grooving circular saw blades

3.1 Solid wood Circular saw blades ECOLine



2.7.1 DP Grooving circular saw blades

Application

- Solid wood
- Wood-based material
- Plastic material
- Longitudinal cut
- Grooving
- Table saw
- Bench router
- CNC

Design

- Diamond tipped
- Flat tooth positive
- MEC

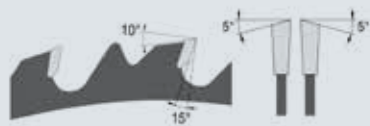
Quality

- DP

	Art. No.	Tooth height	D	B	b	d	Z	Tooth shape	Type
○	TB750013*	5.0	120	4.2	3.0	20	12	FZ	MEC
○	TB750014*	5.0	120	5.0	4.0	20	12	FZ	MEC
○	TB750015*	5.0	120	8.2	6.0	20	12	FZ	MEC
	TB750010*	5.0	125	4.2	3.0	20	12	FZ	MEC
	TB750011*	5.0	125	5.0	4.0	20	12	FZ	MEC
○	TB750012*	5.0	125	8.2	6.0	20	12	FZ	MEC

*Benötigter Bohrungsdurchmesser, sowie Senknebenlöcher passend für Ihren MaschinenType bei Bestellung bitte angeben

3.1.1 HW Circular saw blades blank



Application

- Solid wood
- Wood-based material
- Formwork material
- For universal application
- Jigsaw
- Firewood saw
- Drum saw

Design

- Tungsten carbide tipped
- Limited chip thickness
- Optimized tooth back
- ECO-Design
- Alternate top bevel tooth positive
- MAN / MEC

Quality

- HW

Art. No.	D	B	b	d	NL / SL	Z	Tooth shape	Compatible with
TC107200	300	3.4	2.2	30	NL=NLK	24	WZ SDB	
TC107201	315	3.4	2.2	30	NL=NLK	24	WZ SDB	
TC107202	350	3.5	2.5	30	NL=NLK	24	WZ SDB	
TC107203	400	3.5	2.5	30	NL=NLK	28	WZ SDB	
TC107204	400	3.5	2.5	30	NL=NLK	36	WZ SDB	
TC107205	450	4.0	2.8	30	NL=NLK	32	WZ SDB	
TC107206	500	4.0	2.8	30	NL=NLK	36	WZ SDB	
TC107207	550	4.0	2.8	30	NL=NLK	48	WZ SDB	

○ = on demand

3.1 Solid wood Circular saw blades ECOline

3.2 Universal Circular saw blades ECOline

Art. No.	D	B	b	d	NL / SL	Z	Tooth shape	Compatible with
TC107208	600	4.0	2.8	30	NL=2/10/60+2/12/72	40	WZ SDB	
TC107209	600	4.0	2.8	30	NL=2/10/60+2/12/72	54	WZ SDB	
TC107210	650	4.4	3.2	30	NL=2/10/60+2/12/72	54	WZ SDB	
TC107211	700	6.0	4.5	30	NL=2/10/60+2/12/72	42	WZ SDB	Drum saw
TC107212	700	4.4	3.2	30	NL=2/10/60+2/12/72	46	WZ SDB	
TC107213	700	4.4	3.2	30	NL=2/10/60+2/12/72	60	WZ SDB	
TC107214	750	6.8	5.0	30	NL=2/10/60+2/12/72	60	WZ SDB	Drum saw

3.2.1 HW Circular saw blades Universal SDB

Application

- Solid wood soft to hard
- Wood-based material
- Longitudinal cut
- Cross cut
- Table- und Sizing saw

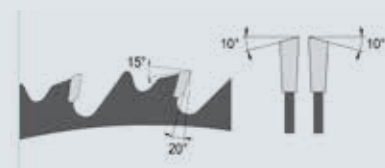
Design

- Tungsten carbide tipped
- Limited chip thickness
- ECO-Design
- Alternate top bevel tooth positive
- MAN / MEC

Quality

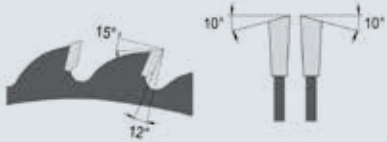
- HW

Art. No.	D	B	b	d	NL / SL	Z	Tooth shape
TC107215	250	3.2	2.2	30	NL=NLK	24	WZ SDB
TC107216	300	3.2	2.2	30	NL=NLK	28	WZ SDB
TC107217	315	3.2	2.2	30	NL=NLK	28	WZ SDB
TC107218	350	3.5	2.5	30	NL=NLK	32	WZ SDB
TC107219	400	3.5	2.5	30	NL=NLK	36	WZ SDB
TC107220	450	4.4	2.8	30	NL=NLK	40	WZ SDB
TC107221	500	4.4	2.8	30	NL=NLK	44	WZ SDB



3.2 Universal Circular saw blades ECOline

3.2.2 HW Circular saw blades Universal SDB



Application

- Solid wood soft to hard
- Wood-based material
- Longitudinal cut
- Cross cut
- Table- und Sizing saw

Design

- Tungsten carbide tipped
- ECO-Design
- Alternate top bevel tooth positive
- MAN / MEC

Quality

- HW

Art. No.	D	B	b	d	NL / SL	Z	Tooth shape
TC107222	250	3.2	2.2	30	NL=NLK	40	WZ
TC107223	300	3.2	2.2	30	NL=NLK	36	WZ
TC107224	300	3.2	2.2	30	NL=NLK	48	WZ
TC107225	315	3.2	2.2	30	NL=NLK	48	WZ
TC107226	350	3.5	2.5	30	NL=NLK	42	WZ

3.2 Universal Circular saw blades ECOline

3.2.3HW Circular saw blades low number of teeth

Application

- Solid wood soft to hard
- Wood-based material
- Longitudinal cut
- Cross cut
- Table- und Sizing saw

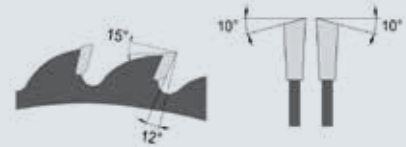
Design

- Tungsten carbide tipped
- ECO-Design
- Alternate top bevel tooth positive
- MAN / MEC

Quality

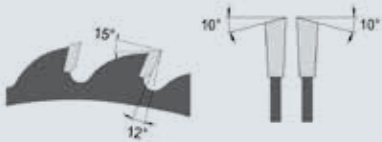
- HW

Art. No.	D	B	b	d	NL / SL	Z	Tooth shape
TC107227	250	3.2	2.2	30	NL=NLK	48	WZ
TC107228	250	3.2	2.2	30	NL=NLK	60	WZ
TC107229	300	3.2	2.2	30	NL=NLK	60	WZ
TC107230	300	3.2	2.2	30	NL=NLK	72	WZ
TC107231	315	3.2	2.2	30	NL=NLK	60	WZ
TC107232	315	3.2	2.2	30	NL=NLK	72	WZ
TC107233	350	3.5	2.5	30	NL=NLK	54	WZ
TC107234	350	3.5	2.5	30	NL=NLK	72	WZ
TC107235	350	3.5	2.5	30	NL=NLK	84	WZ



3.2 Universal Circular saw blades ECOline

3.2.4 HW Circular saw blades high number of teeth



Application

- Solid wood soft to hard
- Wood-based material
- Longitudinal cut
- Cross cut
- Table- und Sizing saw

Design

- Tungsten carbide tipped
- ECO-Design
- Alternate top bevel tooth positive
- MAN / MEC

Quality

- HW

Art. No.	D	B	b	d	NL / SL	Z	Tooth shape
TC107236	250	3.2	2.2	30	NL=NLK	80	WZ
TC107237	300	3.2	2.2	30	NL=NLK	96	WZ
TC107238	315	3.2	2.2	30	NL=NLK	96	WZ
TC107239	350	3.5	2.5	30	NL=NLK	108	WZ

3.2 Universal Circular saw blades ECOline

3.2.5 HW Circular saw blades wood-based materials

Application

- Panel material raw and coated
- Duroplastic
- Panel-sizing cut
- Longitudinal cut
- Cross cut
- Table- und Sizing saw

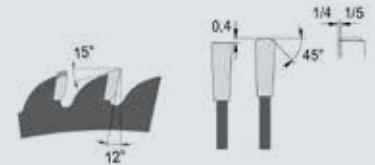
Design

- Tungsten carbide tipped
- ECO-Design
- Triple-chip flat tooth positive
- MAN / MEC

Quality

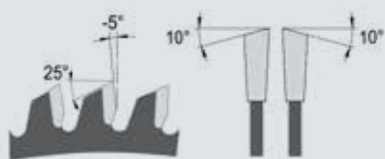
- HW

Art. No.	D	B	b	d	NL / SL	Z	Tooth shape
TC107300	220	3.2	2.2	30	NL=NLK	64	TR-F
TC107301	250	3.2	2.2	30	NL=NLK	60	TR-F
TC107302	250	3.2	2.2	30	NL=NLK	80	TR-F
TC107303	300	3.2	2.2	30	NL=NLK	72	TR-F
TC107304	300	3.2	2.2	30	NL=NLK	96	TR-F
TC107305	350	3.5	2.5	30	NL=NLK	84	TR-F
TC107306	350	3.5	2.5	30	NL=NLK	108	TR-F



3.2 Universal Circular saw blades ECOline

3.2.6 HW Cut-off circular saw blades negative



Application

- Solid wood
- Wood-based material
- Thermoplastic
- Duroplastic-Profil
- Cross cut
- Cut-off saw

Design

- Tungsten carbide tipped
- ECO-Design
- Alternate top bevel tooth positive
- MAN / MEC

Quality

- HW

Art. No.	D	B	b	d	NL / SL	Z	Tooth shape
TC107400	190	2.0	1.4	20		40	WZ neg.
TC107401	190	2.0	1.4	20		60	WZ neg.
TC107402	210	2.8	2.0	30		24	WZ neg.
TC107403	210	2.8	2.0	30		40	WZ neg.
TC107404	210	2.8	2.0	30		60	WZ neg.
TC107405	210	2.8	2.0	30		80	WZ neg.
TC107406	216	2.8	2.0	30		24	WZ neg.
TC107407	216	2.8	2.0	30		48	WZ neg.
TC107408	216	2.8	2.0	30		60	WZ neg.
TC107409	216	2.8	2.0	30		80	WZ neg.
TC107410	250	3.2	2.2	30	NL=NLK	24	WZ neg.
TC107411	250	3.2	2.2	20	NL=NLK	48	WZ neg.
TC107412	250	3.2	2.2	30	NL=NLK	48	WZ neg.
TC107413	250	3.2	2.2	30	NL=NLK	60	WZ neg.
TC107414	250	3.2	2.2	30	NL=NLK	80	WZ neg.
TC105218	254	2.8	2.0	30	NL=NLK	24	WZ neg.
TC105219	254	2.8	2.0	30	NL=NLK	48	WZ neg.
TC105220	254	2.8	2.0	30	NL=NLK	60	WZ neg.
TC105221	254	2.8	2.0	30	NL=NLK	80	WZ neg.
TC107419	260	2.5	1.8	30	NL=NLK	24	WZ neg.
TC107420	260	2.5	1.8	30	NL=NLK	48	WZ neg.
TC107421	260	2.5	1.8	30	NL=NLK	60	WZ neg.
TC107422	260	2.5	1.8	30	NL=NLK	80	WZ neg.
TC107423	300	3.2	2.2	30	NL=NLK	72	WZ neg.
TC107424	300	3.2	2.2	30	NL=NLK	96	WZ neg.
TC107425	305	2.6	1.8	30	NL=NLK	32	WZ neg.
TC107426	305	2.8	2.0	30	NL=NLK	48	WZ neg.
TC107427	305	2.8	2.0	30	NL=NLK	60	WZ neg.
TC107428	305	2.8	2.0	30	NL=NLK	72	WZ neg.
TC107429	305	2.8	2.0	30	NL=NLK	96	WZ neg.
TC107430	315	2.4	1.8	30	NL=NLK	48	WZ neg.
TC107431	315	2.4	1.8	30	NL=NLK	84	WZ neg.
TC107432	350	3.2	2.2	40		72	WZ neg.

3.3 Format Circular saw blades ECOline

3.3.1 HW Circular saw blades Format HD positive

Application

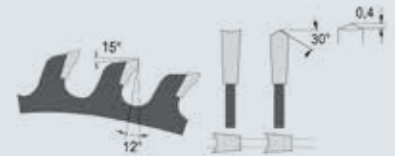
- Panel material Laminated
- Thermoplastic
- For laminated single boards
- Vertical panel sizing saw
- Table- und Sizing saw

Design

- Tungsten carbide tipped
- ECO-Design
- Hollow tooth with positive V-flat tooth
- MAN / MEC

Quality

- HW



Art. No.	D	B	b	d	NL / SL	Z	Tooth shape
TC107500	160	2.8	1.8	20	NL=2/6/32	34	HD
TC107501	190	2.8	1.8	30	NL=2/7/42	38	HD
TC107502	200	2.8	1.8	30	NL=2/7/42	40	HD
TC107503	220	3.2	2.2	30	NL=NLK	44	HD
TC107504	250	3.2	2.2	30	NL=NLK	48	HD
TC107505	303	3.2	2.2	30	NL=NLK	60	HD
TC107506	350	3.2	2.2	30	NL=NLK	72	HD
TC107511	400	3.2	2.2	30	NL=NLK	78	HD

3.3 Format Circular saw blades ECOline

3.3.2 HW Circular saw blades Format HD negative



Application

- Panel material Laminated
- Thermoplastic
- For laminated single boards
- Vertical panel sizing saw
- Table- und Sizing saw

Design

- Tungsten carbide tipped
- ECO-Design
- Alternate top bevel tooth positive
- MAN / MEC

Quality

- HW

Art. No.	D	B	b	d	NL / SL	Z	Tooth shape
TC107507	220	3.2	2.2	30	NL=NLK	44	HD neg.
TC107508	250	3.2	2.2	30	NL=NLK	48	HD neg.
TC107509	303	3.2	2.2	30	NL=NLK	60	HD neg.
TC107510	350	3.2	2.2	30	NL=NLK	72	HD neg.

3.4 Scoring saw blades ECOline

3.4.1 HW Scoring saw blades 2-part

Application

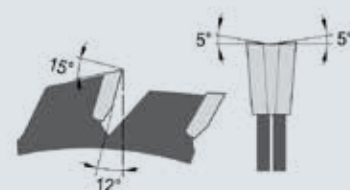
- Panel material Laminated
- Double hogging
- Vertical panel sizing saw
- Sizing saw

Design

- Tungsten carbide tipped
- ECO-Design
- Alternate top bevel tooth conical positive
- MAN / MEC

Quality

- HW



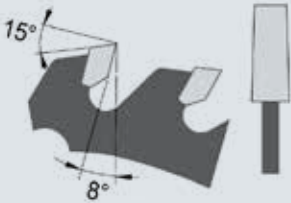
Art. No.	D	B	b	d	Z	Tooth shape	Compatible with
TC107600*	80	2.8-3.6	4.0	20	20 (10+10)	WZ-KO	
TC107601	100	2.8-3.6	4.0	20	24 (12+12)	WZ-KO	
TC107602	100	2.8-3.6	4.0	22	24 (12+12)	WZ-KO	
TC107603	120	2.8-3.6	4.0	20	24 (12+12)	WZ-KO	
TC107604	120	2.8-3.6	4.0	22	24 (12+12)	WZ-KO	
TC107605	120	2.8-3.8	4.0	22	24 (12+12)	WZ-KO	Martin
TC107606	120	2.8-3.8	4.0	50	24 (12+12)	WZ-KO	Altendorf Rapido
TC107607	125	2.8-3.6	4.0	20	24 (12+12)	WZ-KO	
TC107608	125	2.8-3.6	4.0	22	24 (12+12)	WZ-KO	
TC107609	140	2.8-3.8	4.0	36	24 (12+12)	WZ-KO	Martin
TC107610	180	2.8-3.8	4.4	50	36 (18+18)	WZ-KO	Altendorf Rapido

*Flange Striebig

Art. No.	D	B	d
*TA825207	60/40	8.7	20

3.4 Scoring saw blades ECOline

3.4.2 HW Scoring saw blades 1-part



Application

- Panel material Laminated
- Double hogging
- Vertical panel sizing saw
- Sizing saw

Design

- Tungsten carbide tipped
- ECO-Design
- Flat tooth conical positive
- MAN / MEC

Quality

- HW

Art. No.	D	B	b	d	NL / SL	Z	Tooth shape
TC107700*	80	3.1-4.3	2.2	20		20	FZ-KO
TC107701	100	3.1-4.3	2.2	20		20	FZ-KO
TC107702	100	3.1-4.3	2.2	22		20	FZ-KO
TC107703	120	3.1-4.3	2.2	20		24	FZ-KO
TC107704	120	3.1-4.3	2.2	22		24	FZ-KO
TC107705	125	3.1-4.3	2.2	20		24	FZ-KO
TC107706	125	3.1-4.3	2.2	22		24	FZ-KO

*Flange Striebig

Art. No.	D	B	d
*TA825207	60/40	8.7	20

3.5 Circular saw blades Aluminium ECOline

3.5.1 HW Circular saw blades ALU positive

Application

- Aluminium
- Copper alloy (e.g. brass)
- Plastic material
- Processing aluminium in profile
- Plates
- Rods
- Table- und Sizing saw

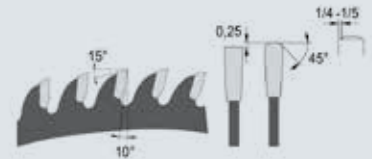
Design

- Tungsten carbide tipped
- ECO-Design
- Triple-chip flat tooth positive
- MAN / MEC

Quality

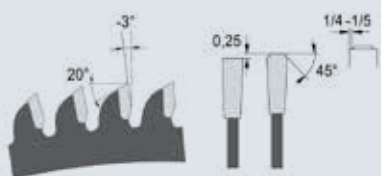
- HW

Art. No.	D	B	b	d	NL / SL	Z	Tooth shape
TC107800	200	2.8	2.2	20	NL=2/6/32	54	TR-F
TC107801	200	2.8	2.2	20	NL=2/6/32	72	TR-F
TC107802	250	3.2	2.5	30	NL=NLK	66	TR-F
TC107803	250	3.2	2.5	30	NL=NLK	80	TR-F
TC107804	300	3.2	2.5	30	NL=NLK	72	TR-F
TC107805	300	3.2	2.5	30	NL=NLK	84	TR-F
TC107806	300	3.2	2.5	30	NL=NLK	96	TR-F
TC107807	320	3.2	2.5	30	NL=NLK	84	TR-F
TC107808	330	3.2	2.5	32	NL=NLK	96	TR-F
TC107809	350	3.4	2.8	30	NL=NLK	84	TR-F
TC107810	350	3.4	2.8	30	NL=NLK	90	TR-F
TC107811	350	3.2	2.5	30	NL=NLK	108	TR-F



3.5 Circular saw blades Aluminium ECOLINE

3.5.2 HW Circular saw blades ALU negative



Application

- Aluminium
- Panel material Laminated
- Plastic material
- Composites
- Processing non-ferrous metal and plastic
- Portable circular saw
- Table- und Sizing saw
- Cut-off saw

Design

- Tungsten carbide tipped
- ECO-Design
- Triple-chip flat tooth negative
- MAN / MEC

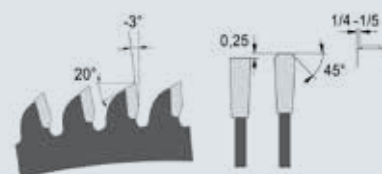
Quality

- HW

Art. No.	D	B	b	d	NL / SL	Z	Tooth shape	Compatible with
TC107900	120	2.8	2.0	20		34	TR-F neg.	
TC107901	136	2.8	2.0	20	NL=2/6/32	40	TR-F neg.	
TC107902	150	2.8	2.0	20	NL=2/6/32	42	TR-F neg.	
TC107903	160	2.8	2.0	20	NL=2/6/32	42	TR-F neg.	
TC107904	160	2.2	1.6	20	NL=2/6/32	52	TR-F neg.	Festool
TC107905	160	2.8	2.0	20	NL=2/6/32	56	TR-F neg.	
TC107906	180	2.8	2.0	20	NL=2/6/32	48	TR-F neg.	
TC107907	180	2.8	2.0	30	NL=2/7/42	48	TR-F neg.	
TC107908	190	2.8	2.0	20	NL=2/6/32	54	TR-F neg.	
TC107909	190	2.8	2.0	30	NL=2/7/42	54	TR-F neg.	
TC105148	190	2.6	2.0	FF		58	TR-F neg.	Festool
TC105149	190	2.8	2.2	30	NL=2/7/42	68	TR-F neg.	
TC107910	200	2.8	2.0	30	NL=2/7/42	54	TR-F neg.	
TC107911	210	2.8	2.0	30	NL=2/7/42	54	TR-F neg.	
TC105172	210	2.4	1.8	30	NL=2/7/42	72	TR-F neg.	Festool
TC107912	216	2.8	2.0	30	NL=2/7/42	48	TR-F neg.	
TC107913	216	2.8	2.0	30	NL=2/7/42	60	TR-F neg.	
TC107914	216	2.8	2.0	30	NL=2/7/42	80	TR-F neg.	
TC107915	220	2.8	2.0	30	NL=NLK	54	TR-F neg.	
TC107916	225	2.8	2.0	30	NL=NLK	60	TR-F neg.	
TC107917	225	2.5	1.8	30	NL=NLK	68	TR-F neg.	Mafell
TC105188	225	2.6	2.0	30	NL=NLK	68	TR-F neg.	Festool
TC107918	230	2.8	2.0	30	NL=NLK	64	TR-F neg.	
TC107919	230	2.5	2.0	30	NL=NLK	76	TR-F neg.	Festool
TC107920	235	2.8	2.0	30	NL=NLK	64	TR-F neg.	
TC107921	240	2.8	2.0	30	NL=NLK	64	TR-F neg.	
TC107922	250	3.2	2.5	30	NL=NLK	54	TR-F neg.	

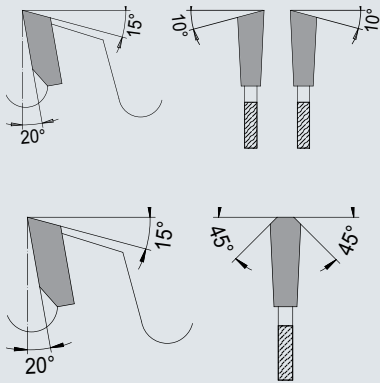
3.5 Circular saw blades Aluminium ECOline

Art. No.	D	B	b	d	NL / SL	Z	Tooth shape	Compatible with
TC107923	250	2.8	2.2	30	NL=NLK	80	TR-F neg.	
TC107924	250	3.2	2.5	30	NL=NLK	80	TR-F neg.	
TC107925	254	3.2	2.5	30	NL=NLK	80	TR-F neg.	
TC107926	260	2.5	1.8	30	NL=NLK	64	TR-F neg.	
TC107927	260	3.2	2.5	30	NL=NLK	64	TR-F neg.	
TC105224	260	2.4	1.8	30	NL=NLK	68	TR-F neg.	Festool
TC107928	260	3.2	2.5	30	NL=NLK	80	TR-F neg.	
TC107929	275	3.2	2.5	40	NL=2/9/55 +4/12/64	88	TR-F neg.	
TC107930	280	3.2	2.5	30	NL=NLK	80	TR-F neg.	
TC107931	300	3.2	2.5	30	NL=NLK	72	TR-F neg.	
TC107932	300	3.2	2.5	30	NL=NLK	96	TR-F neg.	
TC107933	305	2.8	2.2	30	NL=NLK	80	TR-F neg.	
TC107934	305	3.2	2.5	30	NL=NLK	80	TR-F neg.	
TC107935	315	2.4	1.8	30	NL=NLK	96	TR-F neg.	Metabo
TC107936	330	3.2	2.5	30	NL=NLK	84	TR-F neg.	
TC107937	330	3.2	2.5	30	NL=NLK	102	TR-F neg.	
TC107938	350	3.2	2.5	30	NL=NLK	84	TR-F neg.	
TC107939	350	3.2	2.5	30	NL=NLK	108	TR-F neg.	



4.1 Circular saw blades TANGA

4.1.1 HW Circular saw blades TANGA



Application

- Milling of shadow grooves
- Cutting out window frames

Design

- Tungsten carbide tipped
- Alternate top bevel tooth positive
- MAN / MEC
- Triple-chip tooth positive

Quality

- HW

Art. No.	D	B	b	d	NL / SL	Z	Tooth shape	Compatible with
TC108000	100	2.4	1.6	22	NL=2/4.5/30 +4/7.5/36	24	WZ	Lamello
TC108001	120	2.4	1.4	22	NL=2/4.5/30 +4/7.5/36	24	WZ	Lamello 3S
TC108002	150	2.6	1.6	22	NL=2/4.5/30 +4/7.5/36	24	WZ	TANGA 150/1511
TA176607	180	2.6	1.6	22	NL=2/4.5/30 +4/7.5/36	12	WZ	TANGA 180/1811
<input type="checkbox"/> TA176609	180	2.6	1.6	22	NL=2/4.5/30 +4/7.5/36	24	WZ	TANGA 180/1811
TA176610	200	2.6	1.6	22	NL=2/4.5/30 +4/7.5/36	12	WZ	TANGA Delta
<input type="checkbox"/> TA176605	200	2.6	1.6	22	NL=2/4.5/30 +4/7.5/36	24	WZ	TANGA Delta
TB176000	200	2.4	1.6	29		12	WZ	DX200
<input type="checkbox"/> TB176001	200	2.2	1.6	29		24	TR	DX200

= While stocks last

4.2 Construction circular saw blades

4.2.1 HW Construction circular saw blades

Application

- Wood-based material with fixed inclusions
- Wood wool board
- Aerated concrete
- Sandwich-type plaster board
- Shutterin material
- For construction industry
- Construction circular saw blades

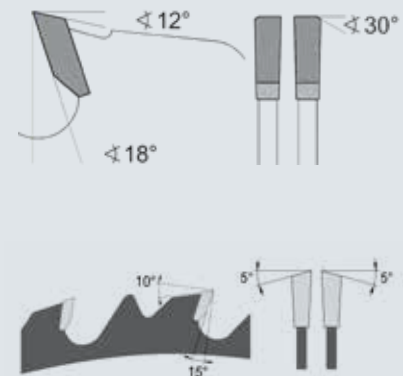
Design

- Tungsten carbide tipped
- Resistant tungsten carbide
- Flat - alternate top bevel tooth with chamfer positive
- MAN / MEC

Quality

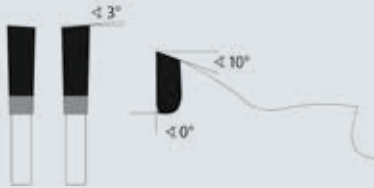
- HW

Art. No.	D	B	b	d	NL / SL	Z	Tooth shape
TC108100	400	4.2	2.8	30	NL=NLK	28	FWF
TC108101	450	4.2	2.8	30	NL=NLK	32	FWF
TC108102	500	4.2	2.8	30	NL=NLK	36	FWF
TC107207	550	4.0	2.8	30		48	WZ SDB



4.2 Construction circular saw blades

4.2.2 HW Circular saw blades disposable



Application

- Wood-based material
- Wood wool board
- Aerated concrete
- Sandwich-type plaster board
- Shutterin material
- For construction industry
- Portable machines

Design

- Tungsten carbide tipped
- Disposable-Design
- Alternate top bevel tooth positive
- MAN / MEC

Quality

- HW

Art. No.	D	B	b	d	NL / SL	Z	Tooth shape
TC108150	160	1.8	1.35	20		18	WZ
TC108151	180	1.8	1.35	30	NL=2/7/42	20	WZ
TC108152	185	1.8	1.35	20	NL=2/6/32	20	WZ
TC108153	190	1.8	1.35	30	NL=2/7/42	20	WZ
TC108154	210	2.0	1.6	30	NL=2/7/42	22	WZ
TC108155	216	2.0	1.6	30	NL=2/7/42	24	WZ

4.3 Circular saw blades edge processing

4.3.1 HW Cut-off circular saw blades

Application

- Edge material
- Cut-off
- Chamfer
- Profiling
- Edge banding machine

Design

- Tungsten carbide tipped
- Alternate top bevel tooth
- Tooth on one side acute
- Alternate top bevel tooth negative
- Tooth on one side acute negative
- MEC

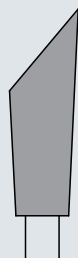
Quality

- HW

Art. No.	D	B	b	d	NL / SL	Z	Tooth shape	Compatible with
TC108200	100	3.2	2.2	32		20	ES neg. li	Homag; Wilmsmeyer; Reich
TC108201	100	3.2	2.2	32		20	ES neg. re	Homag; Wilmsmeyer; Reich
TC108202	100	3.2	2.2	32	NL=4/5.5/52	20	ES li	Homag; Raimann; Wilmsmeyer
TC108203	100	3.2	2.2	32	NL=4/5.5/52	20	ES re	Homag; Raimann; Wilmsmeyer
TC108204	100	2.6	1.6	32		30	WZ	Brandt
TC108205	100	3.6	2.4	32		30	ES neg. li	Brandt
TC108206	100	3.6	2.4	32		30	ES neg. re	Brandt
TC108207	110	3.6	2.5	22		20	WZ	Reich
TC108208	110	3.2	2.5	40	SL=4/M5/52	20	ES neg. li	Homag
TC108209	110	3.2	2.5	40	SL=4/M5/52	20	ES neg. re	Homag
TC108210	120	3.2	2.2	32		20	WZ	Homag
TC108211	120	3.6	2.8	40	SL=4/M6/52+ 4/M6/52	24	WZ	Homag
TC108212	120	3.6	2.8	40	SL=4/M6/52+ 4/M6/52	36	WZ	Homag
TC108213	125	2.4	1.6	30	SL=4/M6/48 +4/M6/48	36	WZ	Homag
TC108214	125	3.2	2.0	30	SL=4/M5/48 +4/M5/48	36	WZ	Weeke
TC108215	140	3.2	2.2	16		36	WZ	Ott
TC108216	150	3.5	2.4	20		36	ES li	Ocmac; Olympic; Stefani
TC108217	150	3.5	2.4	20		36	ES re	Ocmac; Olympic; Stefani
TC108218	150	3.5	2.4	22		48	WZ	IMA; Torwegge
TC108219	160	3.5	2.5	22	NL=4/5.5/52	36	WZ neg.	IMA
TC108220	160	3.2	2.2	20		48	WZ	Reich
TC108221	160	3.2	2.2	22		48	ES neg. li	IMA



4.3 Circular saw blades edge processing



Art. No.	D	B	b	d	NL / SL	Z	Tooth shape	Compatible with
TC108222	160	3.2	2.2	22		48	ES neg. re	IMA
TC108223	160	3.2	2.2	22		48	WZ neg.	IMA
TC108224	160	3.2	2.2	20	NL=2/5/32	48	WZ	HolzHer; IMA
TC108225	170	3.5	2.2	30	NL=4/5.5/52	48	ES neg. re	Homag; Powerline
TC108226	180	3.2	2.2	30	SL=4/M5/52	54	WZ	Homag
TC108227	200	3.2	2.2	30	SL=4/M5/52	60	WZ	Homag BAZ
TC108228	200	3.2	2.2	30	NL=4/6.5/60 + 2/6.2/42	64	WZ neg.	IMA
TC108229	240	3.6	2.2	30	SL=4/M5/52	54	WZ	Homag

4.4 Circular saw blades glazing beads

4.4.1 HW Circular saw blades glazing beads-chamfer saw blades

Application

- Plastic profile
- Aluminium profile
- Wood-based material
- Removing glazing beads and used as trimming set
- Special machines
- Glazing bead saw

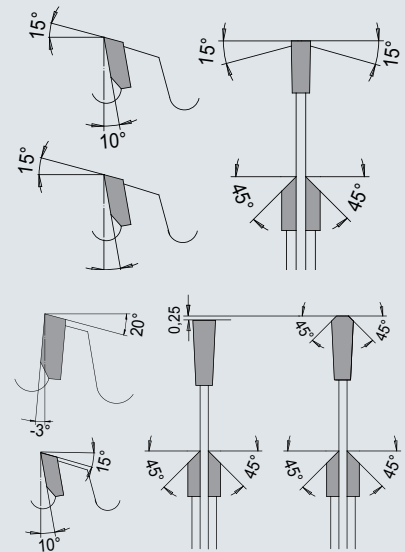
Design

- Tungsten carbide tipped
- Tooth on one side acute
- MEC

Quality

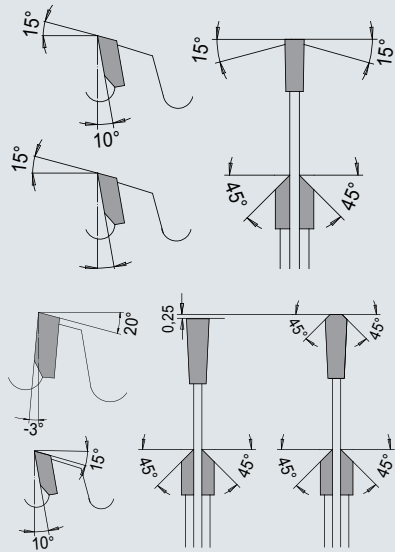
- HW

Art. No.	D	B	b	d	Z	Tooth shape	Compatible with
TC108300	92	3.0	2.5	30	24	ES li	Rotox
TC108301	92	3.0	2.5	30	24	ES re	Rotox
TC108302	95	2.0	1.8	20	20	ES li	Haffner
TC108303	95	2.0	1.8	20	20	ES re	Haffner
TC108304	98	3.0	2.5	32	36	ES li	Elumatec
TC108305	98	3.0	2.5	32	36	ES re	Elumatec
TC108306	103	2.1	1.6	32	24	ES li	Wegoma
TC108307	103	2.1	1.6	32	24	ES re	Wegoma



4.4 Circular saw blades glazing beads

4.4.2 HW Circular saw blades glazing beads-dividing saw blades



Application

- Plastic profile
- Aluminiumprofil
- Wood-based material
- Removing glazing beads and used as trimming set
- Special machines
- Glazing bead saw

Design

- Tungsten carbide tipped
- Tooth on one side acute
- MAN / MEC

Quality

- HW

Art. No.	D	B	b	d	NL / SL	Z	Tooth shape	Compatible with
TC108350	175	2.1	1.6	20		68	WZ	Haffner GL179
TC108351	200	2.2	1.8	20		60	WZ	Striffler
TC108352	200	2.1	1.6	32	NL=NLK	80	WZ	Wegoma
TC108353	200	2.2	1.8	30	NL=NLK	100	TR-F neg.	Rotox
TC108354	250	2.1	1.6	30	NL=NLK	120	TR-F neg.	BJM; Rapid

4.5 Circular saw blades CV

4.5.1 CV Circular saw blades

Application

- Solid wood soft to hard
- Wood-based material
- Longitudinal cut
- Cross cut
- Jigsaw
- Firewood saw
- Construction circular saw blades
- Table saw

Design

- Chrom-Vanadium
- Wolf tooth
- MAN / MEC

Quality

- CV

Art. No.	D	B	b	d	NL / SL	Z	Tooth shape
TC108400	250	1.6		30		48	KV-A
TC108401	300	1.6		30		56	KV-A
TC108402	315	1.8		30		56	KV-A
TC108403	350	1.8		30		56	KV-A
TC108404	400	2.0		30		56	KV-A
TC108405	450	2.5		30		56	KV-A
TC108406	500	2.5		30		56	KV-A
TC108407	550	2.6		30		56	KV-A
TC108408	600	2.8		30		56	KV-A
TC108409	650	3.0		30		56	KV-A
TC108410	700	3.2		30		56	KV-A



4.5 Circular saw blades CV

4.5.2 CV Circular saw blades NV-B

Application

- Solid wood soft to hard
- Wood-based material
- Longitudinal cut
- Cross cut
- Jigsaw
- Firewood saw
- Construction circular saw blades
- Table saw

Design

- Chrom-Vanadium
- Acute tooth
- MAN / MEC

Quality

- CV

Art. No.	D	B	b	d	NL / SL	Z	Tooth shape
TC108450	300	1.6		30		80	NV-B
TC108451	350	1.8		30		80	NV-B
TC108452	400	2.0		30		80	NV-B
TC108453	450	2.5		30		80	NV-B
TC108454	500	2.5		30		80	NV-B
TC108455	550	2.6		30		80	NV-B
TC108456	600	2.8		30		80	NV-B
TC108457	700	3.2		30		80	NV-B



4.6 Steel-Circular saw blades HSS

4.6.1 HSS Circular saw blades

Application

- Steel and non-ferrous metal
- Dividing cut in profile and solid metal
- Metal saw

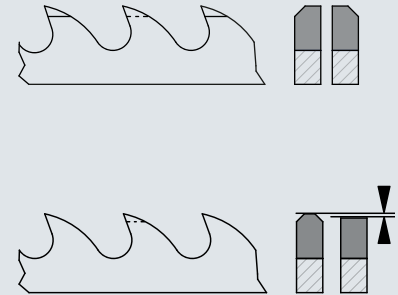
Design

- High-speed steel
- Hollow ground on both sides
- MAN / MEC
- Type C: coarser toothing, for high cutting performance
- Type BW: for finer materials and cuts, for profiles and/or tubes


Quality

- HSS

Art. No.	D	B	d	NL / SL	Z	Tooth shape
TC108600	225	2.0	32	NL=2/8/45+2/9/50+2/11/63	120	C
TC108601	225	2.0	40	NL=2/8/55+4/12/64	120	C
TC108602	225	2.0	32	NL=2/8/45+2/9/50+2/11/63	180	BW
TC108603	225	2.0	40	NL=2/8/55+4/12/64	180	BW
TC108604	225	2.0	32	NL=2/8/45+2/9/50+2/11/63	220	BW
TC108605	225	2.0	40	NL=2/8/55+4/12/64	220	BW
TC108606	250	2.0	32	NL=2/8/45+2/9/50+2/11/63	100	C
TC108607	250	2.0	40	NL=2/8/55+4/12/64	100	C
TC108608	250	2.0	32	NL=2/8/45+2/9/50+2/11/63	128	C
TC108609	250	2.0	40	NL=2/8/55+4/12/64	128	C
TC108610	250	2.0	32	NL=2/8/45+2/9/50+2/11/63	200	BW
TC108611	250	2.0	40	NL=2/8/55+4/12/64	200	BW
TC108612	275	2.5	32	NL=2/8/45+2/9/50+2/11/63	110	C
TC108613	275	2.5	40	NL=2/8/55+4/12/64	110	C
TC108614	275	2.5	32	NL=2/8/45+2/9/50+2/11/63	140	C
TC108615	275	2.5	40	NL=2/8/55+4/12/64	140	C
TC108616	275	2.5	32	NL=2/8/45+2/9/50+2/11/63	180	C
TC108617	275	2.5	40	NL=2/8/55+4/12/64	180	C
TC108618	275	2.5	32	NL=2/8/45+2/9/50+2/11/63	220	BW
TC108619	275	2.5	40	NL=2/8/55+4/12/64	220	BW
TC108620	275	2.5	32	NL=2/8/45+2/9/50+2/11/63	280	BW
TC108621	275	2.5	40	NL=2/8/55+4/12/64	280	BW
TC108622	300	2.5	32	NL=2/8/45+2/9/50+2/11/63	120	C
TC108623	300	2.5	40	NL=2/8/55+4/12/64	120	C
TC108624	300	2.5	32	NL=2/8/45+2/9/50+2/11/63	160	C
TC108625	300	2.5	40	NL=2/8/55+4/12/64	160	C
TC108626	300	2.5	32	NL=2/8/45+2/9/50+2/11/63	220	BW
TC108627	300	2.5	40	NL=2/8/55+4/12/64	220	BW



4.6 Steel-Circular saw blades HSS

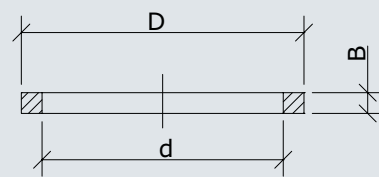


Art. No.	D	B	d	NL / SL	Z	Tooth shape
TC108628	315	2.5	32	NL=2/8/45+2/9/50+2/11/63	120	C
TC108629	315	3.0	40	NL=2/8/55+4/12/64	120	C
TC108630	315	2.5	32	NL=2/8/45+2/9/50+2/11/63	160	C
TC108631	315	3.0	40	NL=2/8/55+4/12/64	160	C
TC108632	315	2.5	32	NL=2/8/45+2/9/50+2/11/63	240	BW
TC108633	315	3.0	40	NL=2/8/55+4/12/64	240	BW
TC108634	350	3.0	40	NL=2/8/55+4/12/64	110	C
TC108635	350	3.0	50	NL=4/15/80+4/14/85	120	C
TC108636	350	2.5	32	NL=2/8/45+2/9/50+2/11/63	140	C
TC108637	350	3.0	40	NL=2/8/55+4/12/64	140	C
TC108638	350	3.0	50	NL=4/15/80+4/14/85	160	C
TC108639	350	3.0	40	NL=2/8/55+4/12/64	180	C
TC108640	350	3.0	50	NL=4/15/80+4/14/85	220	C
TC108641	370	3.0	50	NL=4/15/80+4/14/85	120	C
TC108642	370	3.0	50	NL=4/15/80+4/14/85	160	C
TC108643	370	3.0	50	NL=4/15/80+4/14/85	220	C
TC108644	400	3.5	40	NL=2/8/55+4/12/64	96	C
TC108645	400	3.5	40	NL=2/8/55+4/12/64	120	C
TC108646	400	3.5	40	NL=2/8/55+4/12/64	160	C
TC108647	400	3.5	40	NL=2/8/55+4/12/64	200	C

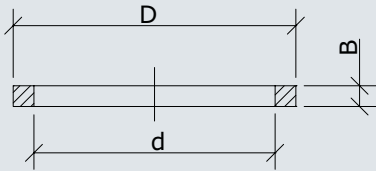
4.7 Reducing rings

4.7.1 Reducing rings

Art. No.	D	d	B
TB640000	16	12.7	1.6
TB640001	16	13	1.6
TB640002	18	16	1.4
TA640331	18	16	1.6
TB640003	20	12.7	1.4
TB640004	20	12.7	1.6
TA640335	20	16	1.6
TB640005	20	16	2.0
TB640006	20	18	1.4
TA640338	22	20	1.6
TB640007	22	20	2.0
TB640008	25	16	1.4
TB640009	25	20	1.6
TB640010	25	20	2.0
TA640310	30	15	2.0
TB640011	30	16	2.0
TA640311	30	16	2.2
TB640012	30	16	2.5
TB640013	30	18	1.4
TB640014	30	18	1.8
TB640015	30	20	1.6
TB640016	30	20	2.0
TA640313	30	20	2.2
TB640017	30	22	2.0
TB640018	30	22	2.2
TB640019	30	25	2.0
TA640315	30	25	2.2
TB640020	30	25.4	2.0
TA640406	30	25.4	2.2
TB640021	30	25.4	2.5
TB640022	30	28	2.8
TB640023	32	20	1.8
TB640024	32	20	2.2
TB640025	32	22	2.2
TB640026	32	25	2.0



4.7 Reducing rings



Art. No.	D	d	B
TB640027	32	25	2.2
TB640028	32	30	2.0
TA640358	32	30	2.2
TB640029	35	20	2.0
TB640030	35	20	2.2
TB640031	35	25	2.2
TB640032	35	30	1.8
TB640033	35	30	2.0
TA640320	35	30	2.2
TB640034	35	30	2.8
TA640325	40	30	2.0
TB640035	40	32	1.8
TB640036	40	32	2.0
TB640037	40	35	2.8
TA640378	50	30	2.8
TA640381	60	30	2.8

4.8 According to diameter

4.8.1 Circular saw blades according to diameter

D	B	b	d	KN	NL / SL	Z	Tooth shape	Quality	Art. No.	Page
80	2.4-2.8	1.8	20			12		DP	TB750052	S. 78
80	2.8-3.6	4.0	20			20 (10+10)	WZ-KO	HW	TC101500	S. 30
80	2.8-3.6	4.0	20		NL=2/4.5/34	20 (10+10)	FZ-KO	DP	TC106800	S. 74
80	2.8-3.6	4.0	20			20 (10+10)	WZ-KO	HW ECO	TC107600	S. 89
80	3.0-3.8	3.0	20		NL=2/4.5/34	20	WZ-KO	DP	TC106600	S. 72
80	3.1-4.3	2.2	20			20	FZ-KO	HW ECO	TC107700	S. 90
85	1.1	0.7	15			20	WZ	HW	TC105000	S. 57
86	2.6	1.6	12			12	WZ	HW	TC105001	S. 57
92	3.0	2.5	30			24	ES li	HW	TC108300	S. 99
92	3.0	2.5	30			24	ES re	HW	TC108301	S. 99
95	2.0	1.8	20			20	ES li	HW	TC108302	S. 99
95	2.0	1.8	20			20	ES re	HW	TC108303	S. 99
98	3.0	2.5	32			36	ES li	HW	TC108304	S. 99
98	3.0	2.5	32			36	ES re	HW	TC108305	S. 99
100	2.0	1.4	20			6	FZ	HW	TC106000	S. 66
100	2.4	1.6	22		NL=2/4.5/30+ 4/7.5/36	24	WZ	HW	TC108000	S. 94
100	2.4-2.8	1.8	20			16	SuperSilent	DP	TB750053	S. 78
100	2.4-2.8	1.8	22			16	SuperSilent	DP	TB750054	S. 78
100	2.6	1.6	12			12	WZ	HW	TC105002	S. 57
100	2.6	1.6	12			30	WZ	HW	TC105003	S. 57
100	2.6	1.6	32			30	WZ	HW	TC108204	S. 97
100	2.8-3.6	4.0	20		NL=2/3.5/42	24 (12+12)	WZ-KO	HW	TC101501	S. 30
100	2.8-3.6	4.0	22		NL=2/3.5/42	24 (12+12)	WZ-KO	HW	TC101502	S. 30
100	2.8-3.6	4.0	20			24 (12+12)	WZ-KO	HW ECO	TC107601	S. 89
100	2.8-3.6	4.0	22			24 (12+12)	WZ-KO	HW ECO	TC107602	S. 89
100	2.8-3.6	4.0	22			24 (12+12)	WZ-KO	DP	TC106801	S. 74
100	3.0	2.0	20			6	FZ	HW	TC106001	S. 66
100	3.0-4.0	2.6	20			20	FZ-KO	HW	TC101300	S. 27
100	3.1-4.3	2.2	20			20	FZ-KO	HW ECO	TC107701	S. 90
100	3.1-4.3	2.2	22			20	FZ-KO	HW ECO	TC107702	S. 90
100	3.2	2.2	32			20	ES neg. li	HW	TC108200	S. 97
100	3.2	2.2	32			20	ES neg. re	HW	TC108201	S. 97
100	3.2	2.2	32		NL=4/5.5/52	20	ES li	HW	TC108202	S. 97
100	3.2	2.2	32		NL=4/5.5/52	20	ES re	HW	TC108203	S. 97
100	3.6	2.4	32			30	ES neg. li	HW	TC108205	S. 97
100	3.6	2.4	32			30	ES neg. re	HW	TC108206	S. 97
100	4.0	3.0	20			6	FZ	HW	TC106002	S. 66
100	4.0	2.8	30			30	WZA-WZA-F	HW	TC102400	S. 69
100	5.0	4.0	30			30	WZA-WZA-F	HW	TC102401	S. 69
100	5.0	3.5	20			6	FZ	HW	TC106003	S. 66

4.8 According to diameter

D	B	b	d	KN	NL / SL	Z	Tooth shape	Quality	Art. No.	Page
100	6.0	4.0	20			6	FZ	HW	TC106004	S. 66
100	8.0	6.0	20			6	FZ	HW	TC106005	S. 66
100	10.0	7.0	20			6	FZ	HW	TC106006	S. 66
103	2.1	1.6	32			24	ES li	HW	TC108306	S. 99
103	2.1	1.6	32			24	ES re	HW	TC108307	S. 99
105	2.6	1.6	20			30	WZ	HW	TC105004	S. 57
105	2.6	1.6	22			30	WZ	HW	TC105005	S. 57
110	2.8-3.6	4.0	20			24 (12+12)	WZ-KO	HW	TC101503	S. 30
110	3.2	2.5	40		SL=4/M5/52	20	ES neg. li	HW	TC108208	S. 97
110	3.2	2.5	40		SL=4/M5/52	20	ES neg. re	HW	TC108209	S. 97
110	3.6	2.5	22			20	WZ	HW	TC108207	S. 97
120	1.8	1.2	20			12	WZ	HW	TC105006	S. 57
120	1.8	1.2	20			24	WZ	HW	TC105007	S. 57
120	1.8	1.2	20			40	TR-F	HW	TC105009	S. 57
120	1.8-3.4		30			12 (6+6)	FZ	HW	TC106100	S. 67
120	2.2-4.0		30			12 (6+6)	FZ	HW	TC106101	S. 67
120	2.4	1.4	22		NL=2/4.5/30 +4/7.5/36	24	WZ	HW	TC108001	S. 94
120	2.4-2.8	1.8	20			20	SuperSilent	DP	TB750055	S. 78
120	2.4-2.8	1.8	22			20	SuperSilent	DP	TB750056	S. 78
120	2.6	1.6	20			30	WZ	HW	TC105008	S. 57
120	2.8	2.0	20			34	TR-F neg.	HW ECO	TC107900	S. 92
120	2.8-3.6	2.2	20			24 (12+12)	FZ-KO	HW	TC103700	S. 44
120	2.8-3.6	2.2	22			24 (12+12)	FZ-KO	HW	TC103701	S. 44
120	2.8-3.6	4.0	20		NL=2/3.5/42	24 (12+12)	WZ-KO	HW	TC101504	S. 30
120	2.8-3.6	4.0	22		NL=2/3.5/42	24 (12+12)	WZ-KO	HW	TC101505	S. 30
120	2.8-3.6	4.0	20			24 (12+12)	FZ-KO	DP	TC106803	S. 74
120	2.8-3.6	4.4	50			24 (12+12)	FZ-KO	DP	TC106804	S. 74
120	2.8-3.6	4.0	20			24 (12+12)	WZ-KO	HW ECO	TC107603	S. 89
120	2.8-3.6	4.0	22			24 (12+12)	WZ-KO	HW ECO	TC107604	S. 89
120	2.8-3.8	4.0	22		SL=4/M5/39+4 /M5/55 +NL=2/3.8/42	24 (12+12)	WZ-KO	HW	TC101506	S. 30
120	2.8-3.8	4.4	22		SL=2/M4/42+2 /M4/39	24 (12+12)	WZ-KO	HW	TC101507	S. 30
120	2.8-3.8	4.4	50		NL=4/6.5/62	24 (12+12)	WZ-KO	HW	TC101508	S. 30
120	2.8-3.8	6.0	50		NL=4/4.5 /60+4/8/60	24 (12+12)	WZ-KO	HW	TC101509	S. 30
120	2.8-3.8	2.2	50		NL=4/6.2/62	24 (12+12)	CA	HW	TC103702	S. 44
120	2.8-3.8	4.0	22			24 (12+12)	FZ-KO	DP	TC106802	S. 74
120	2.8-3.8	4.0	22			24 (12+12)	WZ-KO	HW ECO	TC107605	S. 89
120	2.8-3.8	4.0	50			24 (12+12)	WZ-KO	HW ECO	TC107606	S. 89
120	3.1-3.9	2.2	22			16	FZ-KO	DP	TC106601	S. 72
120	3.1-4.3	2.8	20			24	FZ-KO	HW	TC101301	S. 27
120	3.1-4.3	2.2	20			24	FZ-KO	HW ECO	TC107703	S. 90
120	3.1-4.3	2.2	22			24	FZ-KO	HW ECO	TC107704	S. 90
120	3.2	2.2	32			20	WZ	HW	TC108210	S. 97

4.8 According to diameter

D	B	b	d	KN	NL / SL	Z	Tooth shape	Quality	Art. No.	Page
120	3.6	2.8	40		SL=4/M6/52+4 /M6/52	24	WZ	HW	TC108211	S. 97
120	3.6	2.8	40		SL=4/M6/52+4 /M6/52	36	WZ	HW	TC108212	S. 97
120	4.0	2.8	20			35	WZA-WZA-F	HW	TC102402	S. 35
120	4.0	3.0	20			12	FZ	HW	TB861001	S. 68
120	4.0	3.0	35		SL=4/M5/50+4 /M5/50	12	FZ	HW	TB750368	S. 69
120	4.0	2.8	35		SL=4/M5/50+4 /M5/50	35	WZA-WZA-F	HW	TC106234	S. 69
120	4.0	3.0	35		SL=4/M5/50+4 /M5/50	12	FZ	DP	TC106236	S. 69
120	4.2	3.0	20			12	FZ	DP	TB750013	S. 80
120	4.5	3.5	20			12	FZ	HW	TB861002	S. 68
120	5.0	4.0	20			35	WZA-WZA-F	HW	TC102403	S. 69
120	5.0	3.5	20			12	FZ	HW	TB861003	S. 68
120	5.0	4.0	20			12	FZ	DP	TB750014	S. 80
120	5.0	3.5	35		SL=4/M5/50+4 /M5/50	12	FZ	HW	TB750369	S. 69
120	5.0	4.0	35		SL=4/M5/50+4 /M5/50	35	WZA-WZA-F	HW	TC106235	S. 69
120	5.0	4.0	35		SL=4/M5/50+4 /M5/50	12	FZ	DP	TC106237	S. 69
120	6.0	4.0	20			12	FZ	HW	TB861004	S. 68
120	8.2	6.0	20			12	FZ	DP	TB750015	S. 80
125	1.5	1.0	30			12	FZ SDB	HW	TC106007	S. 66
125	1.5	1.0	30			12	FZ	HW	TC106200	S. 68
125	1.8	1.2	30			12	FZ SDB	HW	TC106008	S. 66
125	2.0	1.4	30			12	FZ SDB	HW	TC106009	S. 66
125	2.0	1.4	30			12	FZ	HW	TC106201	S. 68
125	2.4	1.6	30		SL=4/M6/48+4 /M6/48	36	WZ	HW	TC108213	S. 97
125	2.4-2.8	1.8	20			20	SuperSilent	DP	TB750057	S. 78
125	2.4-2.8	1.8	22			20	SuperSilent	DP	TB750058	S. 78
125	2.5	1.4	30			12	FZ SDB	HW	TC106010	S. 66
125	2.5	1.4	30			12	FZ	HW	TC106202	S. 68
125	2.6	1.6	12.75		NL=2/6.5/76	12	WZ	HW	TC105010	S. 57
125	2.6	1.6	20		NL=2/6/32	12	WZ	HW	TC105011	S. 57
125	2.6	1.6	12.75		NL=2/6.5/76	30	WZ	HW	TC105012	S. 57
125	2.6	1.6	20		NL=2/6/32	30	WZ	HW	TC105013	S. 57
125	2.8-3.6	4.4	20		NL=2/3.5/42	24 (12+12)	WZ-KO	HW	TC101510	S. 30
125	2.8-3.6	4.0	22			24 (12+12)	WZ-KO	HW	TC101511	S. 30
125	2.8-3.8	6.0	50		NL=4/4.5/ 60+4/8/60	24 (12+12)	WZ-KO	HW	TC101512	S. 31
125	2.8-3.6	4.0	20			24 (12+12)	FZ-KO	DP	TC106805	S. 74
125	2.8-3.6	4.0	20			24 (12+12)	WZ-KO	HW ECO	TC107607	S. 89
125	2.8-3.6	4.0	22			24 (12+12)	WZ-KO	HW ECO	TC107608	S. 89
125	3.1-3.9	2.2	22			16	FZ-KO	DP	TC106602	S. 72
125	3.1-3.9	2.2	20			24	FZ-KO	DP	TC106603	S. 72

4.8 According to diameter

D	B	b	d	KN	NL / SL	Z	Tooth shape	Quality	Art. No.	Page
125	3.1-4.3	2.2	22			24	FZ-KO	HW	TC101302	S. 27
125	3.1-4.3	2.2	20			24	FZ-KO	HW	TC101303	S. 27
125	3.1-4.3	2.2	20			24	FZ-KO	HW ECO	TC107705	S. 90
125	3.1-4.3	2.2	22			24	FZ-KO	HW ECO	TC107706	S. 90
125	3.0	2.0	30			12	FZ SDB	HW	TC106011	S. 66
125	3.0	2.0	30			12	FZ	HW	TC106203	S. 68
125	3.2	2.0	30		SL=4/M5/48+4/ M5/48	36	WZ	HW	TC108214	S. 97
125	3.5	2.4	30			12	FZ SDB	HW	TC106012	S. 66
125	3.5	2.4	30			12	FZ	HW	TC106204	S. 68
125	4.0	2.8	30		SL=4/M5/48+4 /M5/48	35	WZA-WZA-F	HW	TC102404	S. 69
125	4.0	3.0	30			12	FZ	HW	TC106205	S. 68
125	4.0	3.0	30			12	FZ SDB	HW	TC106013	S. 66
125	4.2	3.0	20			12	FZ	DP	TB750010	S. 80
125	4.4-5.2	3.4	20			24	FZ-KO	DP	TC106604	S. 72
125	4.4-5.2	3.2	45			24	FZ-KO	DP	TC106605	S. 72
125	4.4-5.4	3.2	45			20	WZ-KO	HW	TC101305	S. 27
125	4.4-5.6	3.4	20			24	FZ-KO	HW	TC101304	S. 27
125	4.5	3.0	30			12	FZ SDB	HW	TC106014	S. 66
125	4.5	3.0	30			12	FZ	HW	TC106206	S. 68
125	5.0	4.0	30		SL=4/M5/48+4 /M5/48	35	WZA-WZA-F	HW	TC102405	S. 69
125	5.0	3.5	30			12	FZ SDB	HW	TC106015	S. 66
125	5.0	3.5	30			12	FZ	HW	TC106207	S. 68
125	5.0	4.0	20			12	FZ	DP	TB750011	S. 80
125	6.0	4.0	30			12	FZ SDB	HW	TC106016	S. 66
125	6.0	4.0	30			12	FZ	HW	TC106208	S. 68
125	8.2	6.0	20			12	FZ	DP	TB750012	S. 80
127	3.8-5.0	2.8	45			24	FZ-KO	HW	TC101306	S. 27
127	4.0-5.2	3.4	45			24	FZ-KO	HW	TC101307	S. 27
127	4.4-5.2	3.4	45			24	WZ-KO	DP	TC106606	S. 72
127	4.4-5.6	3.4	45			24	FZ-KO	HW	TC101308	S. 27
130	2.6	1.6	16			24	WZ	HW	TC105014	S. 57
130	2.6	1.6	20			24	WZ	HW	TC105015	S. 57
130	2.6	1.6	16			36	WZ	HW	TC105016	S. 57
130	2.6	1.6	20			36	WZ	HW	TC105017	S. 57
132	2.6	1.6	20			12	WZ	HW	TC105018	S. 57
134	2.6	1.6	20			24	WZ	HW	TC105019	S. 57
134	2.6	1.6	20			36	WZ	HW	TC105020	S. 57
136	1.5	1.1	10			16	WZ	HW	TC105021	S. 57
136	1.5	1.0	20			16	WZ	HW	TC105022	S. 57
136	1.5	1.1	10			24	WZ	HW	TC105023	S. 57
136	1.5	1.0	20			24	WZ	HW	TC105024	S. 57
136	2.8	2.0	20		NL=2/6/32	40	TR-F neg.	HW ECO	TC107901	S. 92
140	1.5	1.0	30			12	FZ	HW	TC106209	S. 68
140	1.8	1.2	30			12	FZ	HW	TC106210	S. 68

4.8 According to diameter

D	B	b	d	KN	NL / SL	Z	Tooth shape	Quality	Art. No.	Page
140	2.0	1.4	30			12	FZ SDB	HW	TC106017	S. 66
140	2.0	1.4	30			12	FZ	HW	TC106211	S. 68
140	2.2-4.0		30			12 (6+6)	FZ	HW	TC106102	S. 67
140	2.5	1.4	30			12	FZ SDB	HW	TC106018	S. 66
140	2.5	1.4	30			12	FZ	HW	TC106212	S. 68
140	2.6	1.6	12.75		NL=2/6.5/88	12	WZ	HW	TC105025	S. 57
140	2.6	1.6	20		NL=2/6/32	12	WZ	HW	TC105026	S. 57
140	2.6	1.6	12.75		NL=2/6.5/88	24	WZ	HW	TC105027	S. 57
140	2.6	1.6	20			24	WZ	HW	TC105028	S. 57
140	2.6	1.6	20		NL=2/6/32	30	WZ	HW	TC105029	S. 57
140	2.6	1.6	12.75		NL=2/6.5/88	36	WZ	HW	TC105030	S. 58
140	2.8-3.8	4.0	36		NL=3/9/55+3 /4.2/55+2/6.2/51	36 (18+18)	WZ-KO	HW	TC101513	S. 31
140	2.8-3.8	4.0	36			24 (12+12)	WZ-KO	HW ECO	TC107609	S. 89
140	3.0	2.0	30			12	FZ SDB	HW	TC106019	S. 66
140	3.0	2.0	30			12	FZ	HW	TC106213	S. 68
140	3.2	2.2	16			36	WZ	HW	TC108215	S. 97
140	3.5	2.4	30			12	FZ SDB	HW	TC106020	S. 66
140	3.5	2.4	30			12	FZ	HW	TC106214	S. 68
140	4.0	3.0	30			12	FZ SDB	HW	TC106021	S. 66
140	4.0	3.0	30			12	FZ	HW	TC106215	S. 68
140	4.5	3.0	30			12	FZ SDB	HW	TC106022	S. 66
140	5.0	3.5	30			12	FZ SDB	HW	TC106023	S. 66
140	5.0	3.5	30			12	FZ	HW	TC106216	S. 68
140	6.0	4.0	30			12	FZ SDB	HW	TC106024	S. 66
140	6.0	4.0	30			12	FZ	HW	TC106217	S. 68
140	7.0	6.0	30			12	FZ	HW	TC106218	S. 68
140	8.0	6.0	30			12	FZ SDB	HW	TC106025	S. 66
140	8.0	6.0	30			12	FZ	HW	TC106219	S. 68
140	10.0	7.0	30			12	FZ SDB	HW	TC106026	S. 66
140	10.0	7.0	30			12	FZ	HW	TC106220	S. 68
150	2.2	1.6	30			60	WZ	HW	TC102600	S. 36
150	2.2	1.6	20		NL=2/6/32	30	WZ	HW	TC105400	S. 63
150	2.6	1.6	16			12	WZ	HW	TC105031	S. 58
150	2.6	1.6	30		NL=2/7/42	12	WZ	HW	TC105032	S. 58
150	2.6	1.6	20		NL=2/6/32	18	WZ	HW	TC105033	S. 58
150	2.6	1.6	16			30	WZ	HW	TC105034	S. 58
150	2.6	1.6	20			36	WZ	HW	TC105035	S. 58
150	2.6	1.6	30			24	WZ	HW	TC105036	S. 58
150	2.6	1.6	16			48	WZ	HW	TC105037	S. 58
150	2.6	1.6	20			48	WZ	HW	TC105038	S. 58
150	2.6	1.6	30		NL=2/7/42	48	WZ	HW	TC105039	S. 58
150	2.6	1.6	22		NL=2/4.5/30+4 /7.5/36	24	WZ	HW	TC108002	S. 94
150	2.8	2.0	20		NL=2/6/32	42	TR-F neg.	HW	TC104400	S. 50
150	2.8	2.0	20		NL=2/6/32	42	TR-F neg.	HW ECO	TC107902	S. 92
150	3.0	2.0	30			18	FZ	HW	TC106224	S. 68

4.8 According to diameter

D	B	b	d	KN	NL / SL	Z	Tooth shape	Quality	Art. No.	Page
150	3.0-4.0	2.6	30			28	FZ-KO	HW	TC101309	S. 27
150	3.2	2.2	30			24	WZ	HW	TC102000	S. 32
150	3.2	2.2	30			36	WZ	HW	TC102001	S. 32
150	3.2	2.2	30			48	WZ	HW	TC102300	S. 34
150	3.3-4.1	2.2	30			28	FZ-KO	HW	TC101310	S. 27
150	3.3-4.1	2.2	45			28	FZ-KO	HW	TC101311	S. 27
150	3.3-4.1	2.2	45			28	FZ-KO	DP	TC106607	S. 72
150	3.5	2.4	20			36	ES li	HW	TC108216	S. 97
150	3.5	2.4	20			36	ES re	HW	TC108217	S. 97
150	3.5	2.4	22			48	WZ	HW	TC108218	S. 97
150	3.7-4.5	2.8	30			28	FZ-KO	HW	TC101312	S. 27
150	3.7-4.5	2.8	30			28	FZ-KO	DP	TC106608	S. 72
150	4.0	3.0	30			12	FZ	HW	TC106221	S. 68
150	4.0	3.0	30			18	FZ	HW	TC106225	S. 68
150	4.0-7.5		30			8(4+4)	FZA	HW	TC106103	S. 67
150	4.4-5.2	3.2	30			28	FZ-KO	DP	TC106609	S. 72
150	4.4-5.2	3.4	45			28	FZ-KO	DP	TC106610	S. 72
150	4.4-5.4	3.2	45			20	WZ-KO	HW	TC101314	S. 27
150	4.4-5.6	3.4	30			28	WZ-KO	HW	TC101150	S. 25
150	4.4-5.6	3.4	30			28	FZ-KO	HW	TC101313	S. 27
150	5.0	3.5	30			12	FZ	HW	TC106222	S. 68
150	5.0	3.5	30			18	FZ	HW	TC106226	S. 68
150	6.0	4.0	30			12	FZ	HW	TC106223	S. 68
150	6.0	4.0	30			18	FZ	HW	TC106227	S. 68
150	7.5-14.0		30			8(4+4)	FZA	HW	TC106104	S. 67
150	8.0	6.0	30			18	FZ	HW	TC106228	S. 69
160	1.2	0.8	30			60	WZ	HW	TC105066	S. 58
160	1.5	1.0/2.4	16		NL=1/6/33	48	WZ	HW	TC102700	S. 37
160	1.5	1.1	20/30			48	TR-F	HW	TC105600	S. 64
160	1.6	1.1	20		NL=2/6/32	16	FZ/Fa	HW	TC105045	S. 58
160	1.6	1.35	20		NL=2/6/32	40	WZ	HW	TC105800	S. 65
160	1.8	1.2	20		NL=2/6/32	12	WZ	HW	TC105041	S. 58
160	1.8	1.2	20			16	WZ	HW	TC105046	S. 58
160	1.8	1.2	20		NL=2/6/32	18	WZ	HW	TC105047	S. 58
160	1.8	1.2	20			24	WZ	HW	TC105050	S. 58
160	1.8	1.2	20			32	WZ	HW	TC105055	S. 58
160	1.8	1.2	20		NL=2/6/32	48	TR-F	HW	TC105060	S. 58
160	1.8	1.2	20			56	TR-F	HW	TC105065	S. 58
160	1.8	1.35	20			18	WZ	HW ECO	TC108150	S. 96
160	2.0	1.6	20		NL=2/6/32	42	FWF	HW	TC105401	S. 63
160	2.2	1.6	16		NL=1/6/33	64	WZ	HW	TC102601	S. 36
160	2.2	1.6	20		NL=2/6/32	60	TR-F neg.	HW	TC104700	S. 54
160	2.2	1.8	20		NL=2/6/32	12	WZ	HW	TC105042	S. 58
160	2.2	1.6	20		NL=2/6/32	18	WZ	HW	TC105048	S. 58
160	2.2	1.6	20			28	WZ	HW	TC105053	S. 58
160	2.2	1.6	20			48	TR-F	HW	TC105061	S. 58

4.8 According to diameter

D	B	b	d	KN	NL / SL	Z	Tooth shape	Quality	Art. No.	Page
160	2.2	1.6	20			48	WZ UG	HW	TC105062	S. 58
160	2.2	1.6	20		NL=2/6/32	30	WZ	HW	TC105402	S. 63
160	2.2	1.6	20		NL=2/6/32	52	TR-F neg.	HW ECO	TC107904	S. 92
160	2.4	1.6	20			4	FZ SDB neg.	DP	TC107100	S. 78
160	2.4	1.6	20			8	FZ SDB neg.	DP	TC107101	S. 78
160	2.4	1.6	20			12	FZ SDB neg.	DP	TC107102	S. 78
160	2.4	1.6	20			16	FZ SDB neg.	DP	TC107103	S. 78
160	2.4	1.6	20			24	FZ SDB neg.	DP	TC107104	S. 78
160	2.5	1.8	20		NL=2/6/32	56	TR-F neg.	HW	TC104401	S. 50
160	2.6	1.6	16		NL=2/6/33	12	WZ	HW	TC105040	S. 50
160	2.6	1.6	20			12	WZ	HW	TC105043	S. 58
160	2.6	1.6	30		NL=2/7/42	12	WZ	HW	TC105044	S. 58
160	2.6	1.6	16			24	WZ	HW	TC105049	S. 58
160	2.6	1.6	20		NL=2/6/32	24	WZ	HW	TC105051	S. 58
160	2.6	1.6	30			24	WZ	HW	TC105052	S. 58
160	2.6	1.6	20			30	WZ	HW	TC105054	S. 58
160	2.6	1.6	16		NL=2/6/33	36	WZ	HW	TC105056	S. 58
160	2.6	1.6	20			36	WZ	HW	TC105057	S. 58
160	2.6	1.6	30		NL=2/7/42	36	WZ	HW	TC105058	S. 58
160	2.6	1.6	16		NL=2/6/33	48	WZ	HW	TC105059	S. 58
160	2.6	1.6	20		NL=2/6/32	48	WZ	HW	TC105063	S. 58
160	2.6	1.6	30			48	WZ	HW	TC105064	S. 58
160	2.8	2.0	20		NL=2/6/32	42	TR-F neg.	HW	TC104402	S. 50
160	2.8	1.8	20		NL=2/6/32	34	HD	HW ECO	TC107500	S. 87
160	2.8	2.0	20		NL=2/6/32	42	TR-F neg.	HW ECO	TC107903	S. 92
160	2.8	2.0	20		NL=2/6/32	56	TR-F neg.	HW ECO	TC107905	S. 92
160	3.1-4.0	2.6	20			32	FZ-KO	HW	TC101315	S. 27
160	3.2	2.2	20			48	WZ	HW	TC108220	S. 97
160	3.2	2.2	22			48	ES neg. li	HW	TC108221	S. 97
160	3.2	2.2	22			48	ES neg. re	HW	TC108222	S. 98
160	3.2	2.2	22			48	WZ neg.	HW	TC108223	S. 98
160	3.2	2.2	20		NL=2/5/32	48	WZ	HW	TC108224	S. 98
160	3.5	2.5	22		NL=4/5.5/52	36	WZ neg.	HW	TC108219	S. 97
160	4.4-5.2	3.2	45		NL=3/11/70	28	FZ-KO	DP	TC106611	S. 72
160	4.4-5.2	3.2	55		NL=3/7/66	36	FZ-KO	DP	TC106612	S. 72
160	4.4-5.4	3.2	45		NL=3/11/70	30	WZ-KO	HW	TC101317	S. 27
160	4.4-5.4	3.2	55		NL=3/7/66+3/6/84	30	WZ-KO	HW	TC101318	S. 28
160	4.4-5.4	3.2	55		NL=3/7/66+3/6/84	36	WZ-KO	HW	TC101319	S. 28
160	4.4-5.6	3.2	30			28	FZ-KO	HW	TC101316	S. 27
162	1.8	1.2	20		NL=2/6/32	48	WZ	HW	TC105067	S. 58
165	1.5	1.1	10			24	WZ	HW	TC105071	S. 58
165	1.5	1.0	20			24	WZ	HW	TC105073	S. 58
165	1.5	1.1	10			48	WZ	HW	TC105079	S. 59
165	1.5	1.0	20			48	WZ	HW	TC105080	S. 59
165	1.8	1.3	20			20	WZ	HW	TC105070	S. 58
165	1.8	1.3	20			32	WZ	HW	TC105078	S. 59

4.8 According to diameter

D	B	b	d	KN	NL / SL	Z	Tooth shape	Quality	Art. No.	Page
165	1.8	1.3	20			48	WZ	HW	TC105081	S. 59
165	1.8	1.3	20			48	TR-F	HW	TC105082	S. 59
165	2.0	1.1	20		NL=2/6/32	24	WZ	HW	TC105074	S. 59
165	2.0	1.1	20		NL=2/6/32	54	WZ	HW	TC105085	S. 59
165	2.3	1.8	20			48	WZ	HW	TC105083	S. 59
165	2.4	1.4	20			12	WZ	HW	TC105069	S. 58
165	2.4	1.4	20			24	WZ	HW	TC105075	S. 59
165	2.6	1.6	16		NL=2/6/33	12	WZ	HW	TC105068	S. 58
165	2.6	1.6	16		NL=2/6/33	24	WZ	HW	TC105072	S. 58
165	2.6	1.6	16		NL=2/6/33	30	WZ	HW	TC105076	S. 59
165	2.6	1.6	20			24	WZ	HW	TC105077	S. 59
165	2.6	1.6	20			48	WZ	HW	TC105084	S. 59
168	1.8	1.2	20			16	WZ	HW	TC105086	S. 59
168	1.8	1.2	20			24	WZ	HW	TC105087	S. 59
168	1.8	1.2	20			32	WZ	HW	TC105088	S. 59
168	1.8	1.2	20			56	WZ	HW	TC105089	S. 59
170	2.6	1.6	30		NL=2/7/42	12	WZ	HW	TC105090	S. 59
170	2.6	1.6	30			24	WZ	HW	TC105091	S. 59
170	2.6	1.6	30		NL=2/4/42	30	WZ	HW	TC105092	S. 59
170	2.6	1.6	30			52	WZ	HW	TC105093	S. 59
170	2.8	2.2	30		NL=2/7/42	48	TR-F	HW	TC104200	S. 47
170	2.8	2.0	30			48	TR-F neg.	HW	TC104403	S. 50
170	3.5	2.2	30		NL=4/5.5/52	48	ES neg. re	HW	TC108225	S. 98
175	2.1	1.6	20			68	WZ	HW	TC108350	S. 100
180	1.2	0.8	30			60	WZ	HW	TC105107	S. 59
180	1.5	1.0/2.4	16		NL=1/6/33	54	WZ	HW	TC102701	S. 37
180	1.5	1.0/2.4	30		NL=2/7/42+2/10/60	54	WZ	HW	TC102702	S. 37
180	1.8	1.35	30		NL=2/7/42	20	WZ	HW ECO	TC108151	S. 96
180	2.0	1.2	30			30	WZ	HW	TC105101	S. 59
180	2.0	1.2	30		NL=2/7/42	56	WZ	HW	TC105106	S. 59
180	2.0	1.2	30		NL=2/7/42	30	WZ	HW	TC105108	S. 59
180	2.0	1.6	30			56	WZ	HW	TC105109	S. 59
180	2.0	1.4	30			56	TR-F	HW	TC105110	S. 59
180	2.2	1.6	16		NL=1/6/33	72	WZ	HW	TC102602	S. 36
180	2.2	1.6	20		NL=2/6/32	60	TR-F	HW	TC104600	S. 54
180	2.2	1.6	30		NL=2/7/42	34	WZ	HW	TC105403	S. 63
180	2.4	1.8	30		NL=NLK	30	WZ	HW	TC102200	S. 34
180	2.4	1.8	30		NL=NLK	54	WZ	HW	TC102500	S. 36
180	2.6	1.6	22		NL=2/4.5/30+4/7.5/36	12	WZ	HW	TA176607	S. 94
180	2.6	1.6	22		NL=2/4.5/30+4/7.5/36	24	WZ	HW	TA176609	S. 94
180	2.8	2.2	30		NL=2/7/42	42	TR-F neg.	HW	TC104404	S. 50
180	2.8	1.8	20		NL=2/6/32	12	WZ	HW	TC105094	S. 59
180	2.8	1.8	30		NL=2/7/42	12	WZ	HW	TC105095	S. 59
180	2.8	1.8	16			24	WZ	HW	TC105096	S. 59

4.8 According to diameter

D	B	b	d	KN	NL / SL	Z	Tooth shape	Quality	Art. No.	Page
180	2.8	1.8	20		NL=2/6/32	24	WZ	HW	TC105097	S. 59
180	2.8	1.8	30		NL=2/7/42	24	WZ	HW	TC105098	S. 59
180	2.8	1.8	16		NL=2/6/33	30	WZ	HW	TC105099	S. 59
180	2.8	1.8	20		NL=2/6/32	30	WZ	HW	TC105100	S. 59
180	2.8	1.8	30			30	WZ	HW	TC105102	S. 59
180	2.8	1.8	20		NL=2/6/32	42	WZ	HW	TC105103	S. 59
180	2.8	1.8	16		NL=2/6/33	54	WZ	HW	TC105104	S. 59
180	2.8	1.8	20			56	WZ	HW	TC105105	S. 59
180	2.8	2.0	20		NL=2/6/32	48	TR-F neg.	HW ECO	TC107906	S. 92
180	2.8	2.0	30		NL=2/7/42	48	TR-F neg.	HW ECO	TC107907	S. 92
180	2.8-3.8	4.4	50		SL=4/M6/62	36 (18+18)	WZ-KO	HW	TC101514	S. 31
180	2.8-3.8	4.4	50			36 (18+18)	WZ-KO	HW ECO	TC107610	S. 89
180	3.0	2.2	30		NL=NLK	60	WZA-WZA-F	HW	TC102406	S. 35
180	3.2	2.2	30			30	WZ	HW	TC102002	S. 32
180	3.2	2.2	30			42	WZ	HW	TC102003	S. 32
180	3.2	2.2	30		NL=NLK	54	WZ	HW	TC102301	S. 34
180	3.2	2.2	30			36	WZ	DP	TC106900	S. 75
180	3.2	2.2	30			54	WZ	DP	TC106901	S. 75
180	3.2	2.2	30		SL=4/M5/52	54	WZ	HW	TC108226	S. 98
180	3.2-4.3	2.8	16		NL=2/6/33	42	FZ-KO	HW	TC101320	S. 28
180	3.3	2.8	20		NL=2/6/32	42	TR-F neg.	HW	TC104405	S. 50
180	3.3-4.1	2.2	30		NL=NLK	28	FZ-KO	HW	TC101321	S. 28
180	3.3-4.1	2.2	30		NL=NLK	28	FZ-KO	DP	TC106613	S. 72
180	3.7-4.5	2.8	30		NL=NLK	28	FZ-KO	HW	TC101322	S. 28
180	3.7-4.5	2.8	45			36	FZ-KO	HW	TC101323	S. 28
180	3.7-4.5	2.8	30		NL=NLK	28	FZ-KO	DP	TC106614	S. 72
180	3.7-4.5	2.5	45			36	FZ-KO	DP	TC106615	S. 72
180	4.0	3.0	30			12	FZ SDB	HW	TC106027	S. 66
180	4.0	3.0	30			12	FZ	HW	TC106229	S. 69
180	4.4-5.2	3.2	20			32	WZ-KO	DP	TC106616	S. 72
180	4.4-5.2	3.2	30		NL=NLK	28	FZ-KO	DP	TC106617	S. 72
180	4.4-5.2	3.2	45			32	FZ-KO	DP	TC106618	S. 72
180	4.4-5.2	3.2	50		NL=3/13/80	42	FZ-KO	DP	TC106619	S. 72
180	4.4-5.4	3.2	30		NL=2/7/47+2/10/60	36	WZ-KO	HW	TC101325	S. 28
180	4.4-5.4	3.2	50		NL=3/13/80	42	WZ-KO	HW	TC101327	S. 28
180	4.4-5.6	3.4	20		NL=2/9/60	28	FZ-KO	HW	TC101324	S. 28
180	4.4-5.6	3.5	45			36	WZ-KO	HW	TC101326	S. 28
180	4.4-5.6	3.2	45			40 (20+20)	WZ-KO	HW	TC101515	S. 31
180	4.4-5.6	3.0	30		NL=2/7/42+2/10/60	34	WZ-KO	HW	TC103800	S. 44
180	4.4-5.6	3.2	45			36	WZ-KO	HW	TC103801	S. 44
180	4.55	3.5	30			36	WZ	HW	TC101180	S. 25
180	4.8-5.6	3.5	45			32	FZ-KO	DP	TC106620	S. 72
180	4.8-5.8	3.5	45			36	WZ-KO	HW	TC101151	S. 25
180	4.8-5.8	3.5	45			36	WZ-KO	HW	TC101328	S. 28
180	4.8-5.8	3.5	45			36	WZ-KO	HW	TC103802	S. 44

4.8 According to diameter

D	B	b	d	KN	NL / SL	Z	Tooth shape	Quality	Art. No.	Page
180	5.0	3.5	30			12	FZ SDB	HW	TC106028	S. 66
180	5.0	3.5	30			12	FZ	HW	TC106230	S. 69
180	5.8-6.8	4.0	20			36	FZ-KO	HW	TC101329	S. 28
180	6.0	4.0	30			12	FZ SDB	HW	TC106029	S. 66
180	6.0	4.0	30			12	FZ	HW	TC106231	S. 69
180	6.8-7.8	5.0	20			36	FZ-KO	HW	TC101330	S. 28
180	8.0	6.0	30			12	FZ SDB	HW	TC106030	S. 66
180	8.0	6.0	30			12	FZ	HW	TC106232	S. 69
180	10.0	7.0	30			12	FZ SDB	HW	TC106031	S. 66
180	10.0	7.0	30			12	FZ	HW	TC106233	S. 69
182	2.2	1.6	20			34	WZ	HW	TC105404	S. 63
184	1.8	1.2	20			24	WZ	HW	TC105112	S. 59
184	2.6	1.6	20			18	WZ	HW	TC105111	S. 59
184	2.6	1.6	20			30	WZ	HW	TC105114	S. 59
184	2.8	1.8	16			30	WZ	HW	TC105113	S. 59
185	1.8	1.2	20			16	WZ	HW	TC105115	S. 59
185	1.8	1.2	20			32	WZ	HW	TC105118	S. 60
185	1.8	1.35	20		NL=2/6/32	20	WZ	HW ECO	TC108152	S. 96
185	2.4	1.4	20			16	WZ	HW	TC105116	S. 59
185	2.4	1.4	20			24	WZ	HW	TC105117	S. 59
185	2.4	1.4	20			32	WZ	HW	TC105119	S. 60
185	2.4	1.4	20			56	WZ	HW	TC105120	S. 60
185	2.4	1.6	15.87		1/4/39.87	4	FZ SDB neg.	DP	TC107105	S. 78
185	2.4	1.6	15.87		1/4/39.87	8	FZ SDB neg.	DP	TC107106	S. 78
190	1.5	1.0	30		NL=2/7/42	56	TR-F	HW	TC105601	S. 64
190	1.6	1.35	30		NL=2/7/42	48	WZ	HW	TC105801	S. 65
190	1.8	1.1	30		NL=2/7/42	24	WZ	HW	TC105128	S. 60
190	1.8	1.35	30		NL=2/7/42	20	WZ	HW ECO	TC108153	S. 96
190	2.0	1.4	30		NL=2/4/42	24	WZ	HW	TC105129	S. 60
190	2.0	1.2	30			36	WZ	HW	TC105137	S. 60
190	2.0	1.4	30		NL=2/7/42	40	WZ	HW	TC105138	S. 60
190	2.0	1.1	30		NL=2/7/42	54	WZ	HW	TC105143	S. 60
190	2.0	1.4	20			40	WZ neg.	HW ECO	TC107400	S. 86
190	2.0	1.4	20			60	WZ neg.	HW ECO	TC107401	S. 86
190	2.2	1.6	20			38	WZ	HW	TC105405	S. 63
190	2.2	1.6	30		NL=2/7/42	38	WZ	HW	TC105406	S. 63
190	2.2	1.6	30		NL=2/7/42	48	FWF	HW	TC105407	S. 63
190	2.4	1.8	FF			48	WZ	HW	TC105142	S. 60
190	2.4	1.6	20			4	FZ SDB neg.	DP	TC107107	S. 78
190	2.4	1.6	20			8	FZ SDB neg.	DP	TC107108	S. 79
190	2.4	1.6	20			12	FZ SDB neg.	DP	TC107109	S. 79
190	2.4	1.6	20			16	FZ SDB neg.	DP	TC107110	S. 79
190	2.4	1.6	20			24	FZ SDB neg.	DP	TC107111	S. 79
190	2.5	1.8	30			24	WZ	HW	TC105130	S. 60
190	2.6	2.0	FF			16	WZ	HW	TC105125	S. 60
190	2.6	2.0	FF			32	WZ	HW	TC105136	S. 60

4.8 According to diameter

D	B	b	d	KN	NL / SL	Z	Tooth shape	Quality	Art. No.	Page
190	2.6	1.8	30		NL=2/7/42	54	TR-F	HW	TC105144	S. 60
190	2.6	1.8	FF			54	TR-F	HW	TC105145	S. 60
190	2.6	2.0	FF			58	TR-F neg.	HW	TC105148	S. 60
190	2.8	2.0	20			54	TR-F neg.	HW	TC104406	S. 50
190	2.8	2.0	30			54	TR-F neg.	HW	TC104407	S. 50
190	2.8	1.8	16			14	WZ	HW	TC105121	S. 60
190	2.8	1.8	20		NL=2/6/32	16	WZ	HW	TC105122	S. 60
190	2.8	1.8	30			14	WZ	HW	TC105123	S. 60
190	2.8	1.8	30		NL=2/7/42	16	WZ	HW	TC105124	S. 60
190	2.8	1.8	16			24	WZ	HW	TC105126	S. 60
190	2.8	1.8	20			24	WZ	HW	TC105127	S. 60
190	2.8	1.8	30		NL=2/7/42	24	WZ	HW	TC105131	S. 60
190	2.8	1.8	16		NL=2/6/32	30	WZ	HW	TC105132	S. 60
190	2.8	1.8	20			30	WZ	HW	TC105133	S. 60
190	2.8	1.8	30		NL=2/7/42	30	WZ	HW	TC105134	S. 60
190	2.8	1.8	30			32	WZ	HW	TC105135	S. 60
190	2.8	1.8	16		NL=2/6/32	48	WZ	HW	TC105139	S. 60
190	2.8	1.8	20			48	WZ	HW	TC105140	S. 60
190	2.8	1.8	30		NL=2/7/42	48	WZ	HW	TC105141	S. 60
190	2.8	1.8	16		NL=2/6/32	56	WZ	HW	TC105146	S. 60
190	2.8	1.8	30		NL=2/7/42	56	WZ	HW	TC105147	S. 60
190	2.8	2.2	30		NL=2/7/42	68	TR-F neg.	HW	TC105149	S. 60
190	2.8	1.8	30		NL=2/7/42	38	HD	HW ECO	TC107501	S. 87
190	2.8	2.0	20		NL=2/6/32	54	TR-F neg.	HW ECO	TC107908	S. 92
190	2.8	2.0	30		NL=2/7/42	54	TR-F neg.	HW ECO	TC107909	S. 92
190	3.7-4.5	2.8	50		NL=2/7/80	32	FZ-KO	HW	TC101331	S. 28
190	3.7-4.5	2.8	50		NL=2/7/80	32	FZ-KO	DP	TC106621	S. 72
190	4.4-5.2	3.2	50		NL=2/7/80	32	FZ-KO	DP	TC106622	S. 72
190	4.4-5.6	3.2	50		NL=2/7/80	36	FZ-KO	HW	TC101332	S. 28
200	1.2	0.8	30			60	WZ	HW	TC105159	S. 60
200	1.5	1.0/2.4	30			60	WZ	HW	TC102703	S. 37
200	2.1	1.6	32		NL=NLK	80	WZ	HW	TC108352	S. 100
200	2.2	1.6	30		NL=NLK	80	WZ	HW	TC102603	S. 36
200	2.2	1.6	20		NL=2/6/32	80	TR-F	HW	TC104601	S. 54
200	2.2	1.6	29			24	TR	HW	TB176001	S. 94
200	2.2	1.8	20			60	WZ	HW	TC108351	S. 100
200	2.2	1.8	30		NL=NLK	100	TR-F neg.	HW	TC108353	S. 100
200	2.4	1.6	30			16+2	FZ	HW	TC100090	S. 10
200	2.4	1.8	30		NL=NLK	36	WZ	HW	TC102201	S. 34
200	2.4	1.8	30		NL=NLK	60	WZ	HW	TC102501	S. 36
200	2.4	1.6	30			4	FZ SDB neg.	DP	TC107112	S. 79
200	2.4	1.6	30			8	FZ SDB neg.	DP	TC107113	S. 79
200	2.4	1.6	29			12	WZ	HW	TB176000	S. 94
200	2.6	1.6	22		NL=2/4.5/30+4 /7.5/36	12	WZ	HW	TA176610	S. 94

4.8 According to diameter

D	B	b	d	KN	NL / SL	Z	Tooth shape	Quality	Art. No.	Page
200	2.6	1.6	22		NL=2/4.5/30+4 /7.5/36	24	WZ	HW	TA176605	S. 94
200	2.8	2.2	20		NL=2/6/32	72	TR-F	HW	TC104202	S. 47
200	2.8	1.8	16		NL=2/7/42	16	WZ	HW	TC105150	S. 60
200	2.8	1.8	30		NL=2/7/42	16	WZ	HW	TC105151	S. 60
200	2.8	1.8	16		NL=2/7/42	24	WZ	HW	TC105152	S. 60
200	2.8	1.8	30		NL=2/7/42	24	WZ	HW	TC105153	S. 60
200	2.8	1.8	15		NL=2/7/42	30	WZ	HW	TC105154	S. 60
200	2.8	1.8	20		NL=2/7/42	30	WZ	HW	TC105155	S. 60
200	2.8	1.8	30			36	WZ	HW	TC105156	S. 60
200	2.8	1.8	16		NL=2/7/42	48	WZ	HW	TC105157	S. 60
200	2.8	1.8	30		NL=2/7/42	48	WZ	HW	TC105158	S. 60
200	2.8	1.8	16		NL=2/7/42	64	WZ	HW	TC105160	S. 60
200	2.8	1.8	30		NL=2/7/42	64	WZ	HW	TC105161	S. 60
200	2.8	1.8	30		NL=2/7/42	40	HD	HW ECO	TC107502	S. 87
200	2.8	2.2	20		NL=2/6/32	54	TR-F	HW ECO	TC107800	S. 91
200	2.8	2.2	20		NL=2/6/32	72	TR-F	HW ECO	TC107801	S. 91
200	2.8	2.0	30		NL=2/7/42	54	TR-F neg.	HW ECO	TC107910	S. 92
200	3.0	2,2	30		NL=NLK	65	WZA-WZA-F	HW	TC102407	S. 35
200	3.1	2.0	30			48	DUO-BFF	HW	TA760035	S. 41
200	3.2	2.2	30			36	WZ	HW	TC102004	S. 32
200	3.2	2.2	30			48	WZ	HW	TC102005	S. 32
200	3.2	2.2	30		NL=NLK	60	WZ	HW	TC102302	S. 34
200	3.2	2.2	30			64	TR-F	HW	TC103100	S. 40
200	3.2	2.2	30		SL=4/M5/52	60	WZ	HW	TC108227	S. 98
200	3.2	2.2	30		NL=4/6.5/60+2 /6.2/42	64	WZ neg.	HW	TC108228	S. 98
200	3.2-4.3	2.8	30			60	FZ-KO	HW	TC101333	S. 28
200	3.3	2.8	30		NL=2/7/42	54	TR-F	HW	TC104201	S. 47
200	3.3	2.8	30		NL=2/7/42	48	TR-F neg.	HW	TC104408	S. 50
200	3.3	2.8	30		NL=2/7/42	60	TR-F neg.	HW	TC104409	S. 50
200	3.3-4.1	2.2	45			36	FZ-KO	HW	TC101334	S. 28
200	3.3-4.1	2.2	45			36	FZ-KO	DP	TC106623	S. 72
200	3.7-4.5	2.8	20		NL=2/11/66	36	FZ-KO	HW	TC101335	S. 28
200	3.7-4.5	2.8	30		NL=2/8.5/60	36	FZ-KO	HW	TC101336	S. 28
200	3.7-4.5	2.8	45			36	FZ-KO	HW	TC101337	S. 28
200	3.7-4.5	2.8	65		NL=2/9/100+2 /9/110	32	FZ-KO	HW	TC101338	S. 28
200	3.7-4.5	2.8	20		NL=2/11/66	36	FZ-KO	DP	TC106624	S. 73
200	3.7-4.5	2.8	30		NL=2/8.5/60	36	FZ-KO	DP	TC106625	S. 73
200	3.7-4.5	2.8	45			36	FZ-KO	DP	TC106626	S. 73
200	3.7-4.5	2.8	65		NL=2/9/100+2 /9/110	32	FZ-KO	DP	TC106627	S. 73
200	4.0	2.5	30			4	FZ SDB	HW	TC106032	S. 67
200	4.1-4.9	3.0	65		NL=2/9/100+2 /9/110	32	FZ-KO	DP	TC106628	S. 73
200	4.1-5.3	3.0	65		NL=2/9/100+2 /9/110	36	FZ-KO	HW	TC101339	S. 28

4.8 According to diameter

D	B	b	d	KN	NL / SL	Z	Tooth shape	Quality	Art. No.	Page
200	4.4-5.2	3.2	45			36	FZ-KO	HW	TC101340	S. 28
200	4.4-5.2	3.4	20		NL=2/11/66	24	FZ-KO	DP	TC106629	S. 73
200	4.4-5.2	3.4	20		NL=2/11/66	32	FZ-KO	DP	TC106630	S. 73
200	4.4-5.2	3.5	30		NL=2/8.5/60	36	FZ-KO	DP	TC106631	S. 73
200	4.4-5.2	3.5	45			32	FZ-KO	DP	TC106632	S. 73
200	4.4-5.2	3.2	50		NL=3/13/80	42	FZ-KO	DP	TC106633	S. 73
200	4.4-5.2	3.5	65		NL=2/9/100+2/9/110	32	FZ-KO	DP	TC106634	S. 73
200	4.4-5.2	3.2	80		NL=2/14/110	32	FZ-KO	DP	TC106635	S. 73
200	4.4-5.4	3.2	20			36	WZ-KO	HW	TC101342	S. 28
200	4.4-5.4	3.2	30		NL=2/9/60	36	WZ-KO	HW	TC101343	S. 29
200	4.4-5.4	3.2	80		NL=2/14/110	36	WZ-KO	HW	TC101346	S. 29
200	4.4-5.6	3.2	65		NL=2/9/100+2/9/110	36	WZ-KO	HW	TC101152	S. 25
200	4.4-5.6	3.4	20		NL=2/11/66	36	WZ-KO	HW	TC101153	S. 25
200	4.4-5.6	3.4	20		NL=2/11/66	24	FZ-KO	HW	TC101341	S. 28
200	4.4-5.6	3.2	50		NL=3/13/80	42	FZ-KO	HW	TC101344	S. 29
200	4.4-5.6	3.2	65		NL=2/9/100+2/9/110	36	WZ-KO	HW	TC101345	S. 29
200	4.4-5.6	3.2	20			36	WZ-KO	HW	TC103803	S. 44
200	4.4-5.6	3.2	65		NL=2/9/110+2/9/100	36	WZ-KO	HW	TC103804	S. 44
200	4.6-5.6	3.5	45			36	WZ-KO	HW	TC101181	S. 25
200	4.8-5.6	3.5	45			32	FZ-KO	DP	TC106636	S. 73
200	4.8-5.6	3.5	65		NL=2/9/100+2/9/110	32	FZ-KO	DP	TC106637	S. 73
200	4.8-5.8	3.5	45			36	WZ-KO	HW	TC101154	S. 25
200	4.8-5.8	3.2	30		NL=2/9/60	36	WZ-KO	HW	TC101347	S. 29
200	4.8-5.8	3.5	45			36	WZ-KO	HW	TC101348	S. 29
200	4.8-5.8	3.5	65		NL=2/9/100+2/9/110	36	WZ-KO	HW	TC101349	S. 29
200	5.0-5.8	3.5	20		NL=2/11/66	36	FZ-KO	HW	TC101350	S. 29
200	5.0-5.8	3.5	20		NL=2/11/66	32	FZ-KO	DP	TC106638	S. 73
200	5.5-6.4	4.0	20		NL=2/11/66	32	FZ-KO	DP	TC106639	S. 73
200	5.5-6.6	3.8	20		NL=2/11/66	36	FZ-KO	HW	TC101351	S. 29
200	5.8-6.6	4.5	45			32	FZ-KO	DP	TC106640	S. 73
200	5.9-6.9	3.5	45			36	FZ-KO	HW	TC101352	S. 29
200	6.2-7.0	4.2	20		NL=2/11/66	32	FZ-KO	DP	TC106641	S. 73
200	6.2-7.0	4.2	45			32	FZ-KO	DP	TC106642	S. 73
200	6.2-7.2	4.2	20		NL=2/11/66	36	FZ-KO	HW	TC101353	S. 29
200	6.2-7.2	4.2	45			36	FZ-KO	HW	TC101354	S. 29
200	7.0-7.8	5.0	20		NL=2/9/60	32	FZ-KO	DP	TC106643	S. 73
200	7.0-8.0	5.0	20		NL=2/9/60	36	FZ-KO	HW	TC101355	S. 29
210	1.8	1.4	30		NL=NLK	66	TR-F	HW	TC105602	S. 64
210	2.0	1.6	30			54	FWF	HW	TC105408	S. 63
210	2.0	1.6	30		NL=2/7/42	54	WZ	HW	TC105802	S. 65
210	2.0	1.6	30		NL=2/7/42	22	WZ	HW ECO	TC108154	S. 96

4.8 According to diameter

D	B	b	d	KN	NL / SL	Z	Tooth shape	Quality	Art. No.	Page
210	2.2	1.8	30		NL=2/7/42	40	WZ	HW	TC105409	S. 63
210	2.4	1.8	30			36	WZ	HW	TC105167	S. 61
210	2.4	1.8	30			54	WZ	HW	TC105169	S. 61
210	2.4	1.8	30		NL=2/7/42	60	TR-F	HW	TC105170	S. 61
210	2.4	1.8	30		NL=2/7/42	72	TR-F neg.	HW	TC105172	S. 61
210	2.6	1.8	30			18	WZ	HW	TC105163	S. 61
210	2.8	2.0	30		NL=2/7/42	54	TR-F neg.	HW	TC104410	S. 50
210	2.8	1.8	30		NL=2/7/42	16	FZ	HW	TC105162	S. 61
210	2.8	1.8	30		NL=2/7/42	24	WZ	HW	TC105164	S. 61
210	2.8	1.8	16		NL=2/7/42	30	WZ	HW	TC105165	S. 61
210	2.8	1.8	30		NL=2/7/42	30	WZ	HW	TC105166	S. 61
210	2.8	1.8	30		NL=2/7/42	48	WZ	HW	TC105168	S. 61
210	2.8	1.8	30		NL=2/7/42	64	WZ	HW	TC105171	S. 61
210	2.8	2.0	30			24	WZ neg.	HW ECO	TC107402	S. 86
210	2.8	2.0	30			40	WZ neg.	HW ECO	TC107403	S. 86
210	2.8	2.0	30			60	WZ neg.	HW ECO	TC107404	S. 86
210	2.8	2.0	30			80	WZ neg.	HW ECO	TC107405	S. 86
210	2.8	2.0	30		NL=2/7/42	54	TR-F neg.	HW ECO	TC107911	S. 92
210	3.4	2.4	60	2/14,5x5,5		24+2	FZ	HW	TC100050	S. 9
215	2.8	2.0	30		NL=2/7/42	80	TR-F neg.	HW	TC104411	S. 50
215	3.0	2.0	30		NL=2/7/42	24	WZ	HW	TC105173	S. 61
215	3.0	2.0	30			30	WZ	HW	TC105174	S. 61
215	3.0	2.0	30		NL=2/7/42	48	WZ	HW	TC105175	S. 61
215	3.7-4.5	2.8	50		NL=2/7/80	32	FZ-KO	HW	TC101356	S. 29
215	3.7-4.5	2.8	50		NL=2/7/80	32	FZ-KO	DP	TC106644	S. 73
215	4.4-5.2	3.2	50		NL=2/7/80+3 /15/80	42	FZ-KO	DP	TC106645	S. 73
215	4.4-5.4	3.2	50		NL=3/15/80	42	WZ-KO	HW	TC101357	S. 29
215	4.8-5.6	3.5	50		NL=2/7/80	42	FZ-KO	DP	TC106646	S. 73
215	4.8-5.8	3.5	50		NL=2/7/80	42	FZ-KO	HW	TC101358	S. 29
216	2.0	1.6	30		NL=2/7/42	54	WZ	HW	TC105803	S. 65
216	2.0	1.6	30		NL=2/7/42	24	WZ	HW ECO	TC108155	S. 96
216	2.2	1.6	30		NL=2/7/42	80	TR-F neg.	HW	TC104701	S. 54
216	2.2	1.8	30		NL=2/7/42	54	FWF	HW	TC105410	S. 63
216	2.4	1.6	30			8	FZ SDB neg.	DP	TC107114	S. 79
216	2.4	1.6	30			12	FZ SDB neg.	DP	TC107115	S. 79
216	2.4	1.6	30			16	FZ SDB neg.	DP	TC107116	S. 79
216	2.4	1.6	30			24	FZ SDB neg.	DP	TC107117	S. 79
216	2.8	1.8	30		NL=2/7/42	24	WZ neg.	HW	TC102800	S. 37
216	2.8	1.8	30		NL=2/7/42	48	WZ neg.	HW	TC102801	S. 37
216	2.8	1.8	30		NL=2/7/42	60	WZ neg.	HW	TC102802	S. 37
216	2.8	1.8	30		NL=2/7/42	80	WZ neg.	HW	TC102803	S. 37
216	2.8	2.0	30		NL=2/7/42	60	TR-F neg.	HW	TC104412	S. 50
216	2.8	2.0	30			24	WZ neg.	HW ECO	TC107406	S. 86
216	2.8	2.0	30			48	WZ neg.	HW ECO	TC107407	S. 86
216	2.8	2.0	30			60	WZ neg.	HW ECO	TC107408	S. 86
216	2.8	2.0	30			80	WZ neg.	HW ECO	TC107409	S. 86

4.8 According to diameter

D	B	b	d	KN	NL / SL	Z	Tooth shape	Quality	Art. No.	Page
216	2.8	2.0	30		NL=2/7/42	48	TR-F neg.	HW ECO	TC107912	S. 92
216	2.8	2.0	30		NL=2/7/42	60	TR-F neg.	HW ECO	TC107913	S. 92
216	2.8	2.0	30		NL=2/7/42	80	TR-F neg.	HW ECO	TC107914	S. 92
216	3.0	2.4	30		NL=2/7/42	80	TR-F neg.	HW	TC104413	S. 50
220	2.2	1.6	30		NL=NLK	88	WZ	HW	TC102604	S. 36
220	2.8	2.0	30			62	TR-F neg.	HW	TC104414	S. 50
220	2.8	1.8	30		NL=2/7/42	34	WZ	HW	TC105177	S. 61
220	2.8	1.8	30			48	WZ	HW	TC105178	S. 61
220	2.8	1.8	30			64	WZ	HW	TC105179	S. 61
220	2.8	2.0	30		NL=NLK	54	TR-F neg.	HW ECO	TC107915	S. 92
220	3.0	2,2	30		NL=NLK	70	WZA-WZA-F	HW	TC102408	S. 35
220	3.0	2.0	30		NL=2/7/42	24	WZ	HW	TC105176	S. 61
220	3.2	2.2	30		NL=NLK	36	WZ	HW	TC102006	S. 32
220	3.2	2.2	30		NL=NLK	64	WZ	HW	TC102303	S. 34
220	3.2	2.2	30		NL=2/7/42	64	TR-F	HW	TC103101	S. 40
220	3.2	2.2	30		NL=2/7/42+2 /10/60	48	H-D-FA	HW	TB750101	S. 45
220	3.2	2.2	30		NL=NLK	64	TR-F	HW ECO	TC107300	S. 85
220	3.2	2.2	30		NL=NLK	44	HD	HW ECO	TC107503	S. 87
220	3.2	2.2	30		NL=NLK	44	HD neg.	HW ECO	TC107507	S. 88
220	3.3	2.8	30		NL=NLK	72	TR-F neg.	HW	TC104415	S. 50
220	3.3-4.1	2.4	45			60	FZ-KO	HW	TC101359	S. 29
220	3.6	2.4	30			28	WZ	HW	TC100150	S. 12
220	4.55	3.6	20		NL=2/9/62	48	WZA	HW	TC101182	S. 25
220	6.4-7.2	4.4	20			32	FZ-KO	DP	TC106647	S. 73
220	6.4-7.4	4.4	20			36	FZ-KO	HW	TC101360	S. 29
225	2.0	1.4	30-80			20+2	FZ	HW	TC100000	S. 8
225	2.0	1.4	70	2/20x5		20+2	FZ	HW	TC100001	S. 8
225	2.0		32		NL=2/8/45+2 /9/50+2/11/63	120	C	HSS	TC108600	S. 103
225	2.0		40		NL=2/8/55+4 /12/64	120	C	HSS	TC108601	S. 103
225	2.0		32		NL=2/8/45+2 /9/50+2/11/63	180	BW	HSS	TC108602	S. 103
225	2.0		40		NL=2/8/55+4 /12/64	180	BW	HSS	TC108603	S. 103
225	2.0		32		NL=2/8/45+2 /9/50+2/11/63	220	BW	HSS	TC108604	S. 103
225	2.0		40		NL=2/8/55+4 /12/64	220	BW	HSS	TC108605	S. 103
225	2.5	1.8	30		NL=2/7/42	56	TR-F	HW	TC105186	S. 61
225	2.5	1.8	30		NL=NLK	68	TR-F neg.	HW ECO	TC107917	S. 92
225	2.6	1.8	30		NL=2/7/42	18	WZ	HW	TC105180	S. 61
225	2.6	1.8	30			32	WZ	HW	TC105183	S. 61
225	2.6	1.8	30			48	WZ	HW	TC105184	S. 61
225	2.6	1.8	30			68	TR-F	HW	TC105187	S. 61
225	2.6	1.8	30		NL=NLK	68	TR-F neg.	HW	TC105188	S. 61
225	2.8	2.0	30-80			20+2	FZ	HW	TC100002	S. 8

4.8 According to diameter

D	B	b	d	KN	NL / SL	Z	Tooth shape	Quality	Art. No.	Page
225	2.8	2.0	70	2/20x5		20+2	FZ	HW	TC100003	S. 8
225	2.8	1.8	30		NL=2/7/42	24	WZ	HW	TC105181	S. 61
225	2.8	1.8	30			48	WZ	HW	TC105185	S. 61
225	2.8	2.0	30		NL=NLK	60	TR-F neg.	HW ECO	TC107916	S. 92
225	3.0	2.0	30		NL=2/7/42	30	WZ	HW	TC105182	S. 61
225	4.0	3.0	30-80			28+2	FZ	HW	TC100004	S. 8
230	1.8	1.4	30		NL=NLK	72	TR-F	HW	TC105603	S. 64
230	2.0	1.6	30		NL=2/7/42	56	WZ	HW	TC105804	S. 65
230	2.2	1.8	30		NL=2/7/42	44	WZ	HW	TC105411	S. 63
230	2.2	1.8	30			54	FWF	HW	TC105412	S. 63
230	2.4	1.6	20			6	FZ SDB neg.	DP	TC107118	S. 79
230	2.4	1.6	20			12	FZ SDB neg.	DP	TC107119	S. 79
230	2.5	1.8	30			12	WZ	HW	TC105189	S. 61
230	2.5	1.8	30		NL=2/7/42	48	WZ	HW	TC105196	S. 61
230	2.5	1.8	30			56	WZ	HW	TC105198	S. 61
230	2.5	2.0	30		NL=NLK	76	TR-F neg.	HW ECO	TC107919	S. 92
230	2.8	1.8	30		NL=2/7/42	18	WZ	HW	TC105190	S. 61
230	2.8	1.8	30		NL=2/7/42	24	WZ	HW	TC105192	S. 61
230	2.8	2.0	30		NL=NLK	64	TR-F neg.	HW ECO	TC107918	S. 92
230	3.0	2.0	16		NL=2/7/42	24	WZ	HW	TC105191	S. 61
230	3.0	2.0	30		NL=2/7/42	24	WZ	HW	TC105193	S. 61
230	3.0	2.0	30		NL=2/7/42	30	WZ	HW	TC105194	S. 61
230	3.0	2.0	16		NL=2/7/42	48	WZ	HW	TC105195	S. 61
230	3.0	2.0	30		NL=2/7/42	48	WZ	HW	TC105197	S. 61
230	3.0	2.0	30		NL=2/7/42	64	WZ	HW	TC105199	S. 61
235	2.2	1.8	30		NL=2/7/42	44	WZ	HW	TC105413	S. 63
235	2.8	2.0	30		NL=NLK	64	TR-F neg.	HW ECO	TC107920	S. 92
235	3.0	2.0	25			24	WZ	HW	TC105200	S. 61
235	3.0	2.0	30		NL=2/7/42	24	WZ	HW	TC105201	S. 61
235	3.0	2.0	30		NL=2/7/42	30	WZ	HW	TC105202	S. 61
235	3.0	2.0	30		NL=2/7/42	48	WZ	HW	TC105203	S. 61
237	2.5	1.8	30			12	WZ	HW	TC105204	S. 61
237	2.5	1.8	30			24	WZ	HW	TC105205	S. 61
237	2.8	1.8	30			56	WZ	HW	TC105206	S. 62
240	2.8	2.0	30		NL=NLK	64	TR-F neg.	HW ECO	TC107921	S. 92
240	3.0	2.2	30		SL=4/M5/52+4/M5/52	75	WZA-WZA-F	HW	TC102409	S. 35
240	3.0	2.2	40		SL=8/M5/52	75	WZA-WZA-F	HW	TC102410	S. 35
240	3.0	2.0	30			24	WZ	HW	TC105207	S. 62
240	3.0	2.0	30			36	WZ	HW	TC105208	S. 62
240	3.0	2.0	30			48	WZ	HW	TC105209	S. 62
240	3.6	2.2	30		SL=4/M5/52	54	WZ	HW	TC108229	S. 98
250	3.2	2.2	30		NL=NLK	40	WZ	HW	TC102100	S. 33
250	1.5	1.0/2.4	30			80	WZ	HW	TC102704	S. 37
250	1.6		30			48	KV-A	CV	TC108400	S. 101
250	2.0	1.4	80	2/20x5		30+2	FZ SDB	HW	TC100014	S. 8
250	2.0	1.4	40	2/10x5.5		24+3	TR	HW	TC100091	S. 10

4.8 According to diameter

D	B	b	d	KN	NL / SL	Z	Tooth shape	Quality	Art. No.	Page
250	2.0		32		NL=2/8/45+2 /9/50+2/11/63	100	C	HSS	TC108606	S. 103
250	2.0		40		NL=2/8/55+4 /12/64	100	C	HSS	TC108607	S. 103
250	2.0		32		NL=2/8/45+2 /9/50+2/11/63	128	C	HSS	TC108608	S. 103
250	2.0		40		NL=2/8/55+4 /12/64	128	C	HSS	TC108609	S. 103
250	2.0		32		NL=2/8/45+2 /9/50+2/11/63	200	BW	HSS	TC108610	S. 103
250	2.0		40		NL=2/8/55+4 /12/64	200	BW	HSS	TC108611	S. 103
250	2.1	1.6	30		NL=NLK	120	TR-F neg.	HW	TC108354	S. 100
250	2.2	1.6	30		NL=NLK	100	WZ	HW	TC102605	S. 36
250	2.2	1.8	30			100	WZ neg.	HW	TC102808	S. 38
250	2.2	1.8	30		NL=NLK	100	TR-F neg.	HW	TC104702	S. 55
250	2.2	1.8	30		NLC+2/7/42	48	WWF	HW	TC105414	S. 63
250	2.2	1.8	30		NLC+2/7/42	54	FWF	HW	TC105415	S. 63
250	2.2	1.8	30		NLC+2/7/42	60	TiAlN	HW	TC105500	S. 64
250	2.2	1.8	30		NLC+2/7/42	72	TR-F	HW	TC105604	S. 64
250	2.2	1.8	30			48	TR-F	HW	TC105700	S. 65
250	2.2	1.8	30		NLC+2/7/42	60	TR-F	HW	TC105805	S. 65
250	2.4	1.8	30		NL=NLK	80	WZ	HW	TC102502	S. 36
250	2.4	1.8	30		NL=NLK	100	TR-F	HW	TC104602	S. 54
250	2.4	1.6	30		NL=NLK	6	FZ SDB neg.	DP	TC107120	S. 79
250	2.4	1.6	30		NL=NLK	12	FZ SDB neg.	DP	TC107121	S. 79
250	2.4	1.6	30		NL=NLK	16	FZ SDB neg.	DP	TC107122	S. 79
250	2.4	1.6	30		NL=NLK	24	FZ SDB neg.	DP	TC107123	S. 79
250	2.4	1.6	30		NL=NLK	32	FZ SDB neg.	DP	TC107124	S. 79
250	2.6	1.8	80	2/20x5		30+2	FZ SDB	HW	TC100015	S. 8
250	2.7	2.0	30		NL=NLK	40	WZ	HW	TC102202	S. 34
250	2.8	2.0	30-86			16+2	FZ	HW	TC100005	S. 8
250	2.8	2.0	60			20+2	FZ	HW	TC100008	S. 8
250	2.8	2.0	70	2/20x5		18	FZ SDB	HW	TC100151	S. 12
250	2.8	2.2	30		NL=NLC+2/7/42	80	TR-F neg.	HW	TC104418	S. 51
250	2.8	1.8	30			24	WZ	HW	TC105210	S. 62
250	2.8	1.8	30			40	WZ	HW	TC105215	S. 62
250	2.8	1.8	30			60	WZ	HW	TC105216	S. 62
250	2.8	1.8	30			68	TR-F	HW	TC105217	S. 62
250	2.8	2.2	30		NL=NLK	80	TR-F neg.	HW ECO	TC107923	S. 93
250	3.0	2.0	30-80			28+2	FZ SDB	HW	TC100013	S. 8
250	3.0	2.2	30		NL=NLK	80	WZA-WZA-F	HW	TC102411	S. 35
250	3.1	2.0	30		NL=NLK	60	DUO-BFF	HW	TA760069	S. 41
250	3.1	2.0	30		NL=NLK	48	H-D-FA	HW	TC103350	S. 41
250	3.2	2.2	30			24+2	FZ	HW	TC100009	S. 8
250	3.2	2.2	60			24+2	FZ	HW	TC100010	S. 8
250	3.2	2.2	30		NL=NLK	24	WZ SDB	HW	TC100200	S. 14
250	3.2	2.2	30		NL=NLK	24	WZ	HW	TC100217	S. 15

4.8 According to diameter

D	B	b	d	KN	NL / SL	Z	Tooth shape	Quality	Art. No.	Page
250	3.2	2.2	30		NL=NLK	30	WZ	HW	TC102007	S. 32
250	3.2	2.2	30		NL=NLK	48	WZ	HW	TC102008	S. 32
250	3.2	2.2	30		NL=NLK	60	WZ	HW	TC102009	S. 32
250	3.2	2.2	30		NL=NLK	80	WZ	HW	TC102010	S. 32
250	3.2	2.2	30		NL=NLK	80	WZ	HW	TC102304	S. 34
250	3.2	2.2	30		NL=NLK	24	WZ neg.	HW	TC102804	S. 37
250	3.2	2.2	30		NL=NLK	48	WZ neg.	HW	TC102805	S. 37
250	3.2	2.2	30		NL=NLK	60	WZ neg.	HW	TC102806	S. 38
250	3.2	2.2	30		NL=NLK	80	WZ neg.	HW	TC102807	S. 38
250	3.2	2.2	30		NL=NLK	60	TR-F	HW	TC103102	S. 40
250	3.2	2.2	30		NL=NLK	80	TR-F	HW	TC103103	S. 40
250	3.2	2.2	30		NL=NLK	48	H-D-F neg.	HW	TC103300	S. 40
250	3.2	2.2	30		NL=2/7/42	80	35° WZ neg.	HW	TC103380	S. 42
250	3.2	2.2	30		NL=2/10/60	80	WZ	HW	TC103400	S. 42
250	3.2	2.2	30		NL=2/7/42+2/10/60	48	H-D-FA	HW	TA768068	S. 45
250	3.2	2.6	30		NL=NLC+2/7/42	60	TR-F	HW	TC104203	S. 47
250	3.2	2.5	30		NL=NLC+2/7/42	80	TR-F	HW	TC104204	S. 47
250	3.2	2.5	30		NL=NLC+2/7/42	60	TR-F neg.	HW	TC104417	S. 50
250	3.2	2.5	30		NL=NLC+2/7/42	80	TR-F neg.	HW	TC104419	S. 51
250	3.2	2.6	32		NL=NLC	80	TR-F neg.	HW	TC104420	S. 51
250	3.2	2.2	30		NL=NLK	24	WZ	HW	TC105211	S. 62
250	3.2	2.2	20		NL=NLK	30	WZ	HW	TC105212	S. 62
250	3.2	2.2	30		NL=NLK	30	WZ	HW	TC105213	S. 62
250	3.2	2.2	20		NL=NLK	40	WZ	HW	TC105214	S. 62
250	3.2	2.2	30		NL=NLK	48	TR-F	DP	TC106400	S. 70
250	3.2	2.2	30		NL=NLK	60	TR-F	DP	TC106401	S. 70
250	3.2	2.2	30			72	WZ	DP	TC106902	S. 75
250	3.2	2.2	30		NL=NLK	24	WZ SDB	HW ECO	TC107215	S. 81
250	3.2	2.2	30		NL=NLK	40	WZ	HW ECO	TC107222	S. 82
250	3.2	2.2	30		NL=NLK	48	WZ	HW ECO	TC107227	S. 83
250	3.2	2.2	30		NL=NLK	60	WZ	HW ECO	TC107228	S. 83
250	3.2	2.2	30		NL=NLK	80	WZ	HW ECO	TC107236	S. 84
250	3.2	2.2	30		NL=NLK	60	TR-F	HW ECO	TC107301	S. 85
250	3.2	2.2	30		NL=NLK	80	TR-F	HW ECO	TC107302	S. 85
250	3.2	2.2	30		NL=NLK	24	WZ neg.	HW ECO	TC107410	S. 86
250	3.2	2.2	20		NL=NLK	48	WZ neg.	HW ECO	TC107411	S. 86
250	3.2	2.2	30		NL=NLK	48	WZ neg.	HW ECO	TC107412	S. 86
250	3.2	2.2	30		NL=NLK	60	WZ neg.	HW ECO	TC107413	S. 86
250	3.2	2.2	30		NL=NLK	80	WZ neg.	HW ECO	TC107414	S. 86
250	3.2	2.2	30		NL=NLK	48	HD	HW ECO	TC107504	S. 87
250	3.2	2.2	30		NL=NLK	48	HD neg.	HW ECO	TC107508	S. 88
250	3.2	2.5	30		NL=NLK	66	TR-F	HW ECO	TC107802	S. 91
250	3.2	2.5	30		NL=NLK	80	TR-F	HW ECO	TC107803	S. 91
250	3.2	2.5	30		NL=NLK	54	TR-F neg.	HW ECO	TC107922	S. 92
250	3.2	2.5	30		NL=NLK	80	TR-F neg.	HW ECO	TC107924	S. 93
250	3.3	2.8	30		NL=NLK	54	TR-F neg.	HW	TC104416	S. 50

4.8 According to diameter

D	B	b	d	KN	NL / SL	Z	Tooth shape	Quality	Art. No.	Page
250	3.3	2.8	30		NL=NLK	96	TR-F neg.	HW	TC104421	S. 51
250	3.4	2.2	30-86			16+2	FZ	HW	TC100006	S. 8
250	3.4	2.2	30-86			18+2	FZ	HW	TC100007	S. 8
250	3.4	2.2	30			24	FZ	HW	TC100152	S. 12
250	3.6	2.4	75	2/16.5x5.5		20+2	FZ	HW	TC100051	S. 9
250	3.6	2.4	75	2/16.5x5.5		24+2	FZ	HW	TC100052	S. 9
250	4.0	3.0	40	2/10x5.5		24+2	FZ	HW	TC100011	S. 8
250	4.0	3.0	30			4	FZ SDB	HW	TC106033	S. 67
250	4.4	2.8	30	2/10x5.5		18+3	FZ SDB	HW	TC100120	S. 11
250	6.0	4.4	40	2/10x5.5		24+2	FZ	HW	TC100012	S. 8
250	6.0	4.5	30			4	FZ SDB	HW	TC106034	S. 67
254	2.2	1.8	25.4			48	TR-F	HW	TC105701	S. 65
254	2.2	1.8	25.4			60	TR-F	HW	TC105806	S. 65
254	2.8	2.0	30		NL=NLK	24	WZ neg.	HW	TC105218	S. 86
254	2.8	2.0	30		NL=NLK	48	WZ neg.	HW	TC105219	S. 86
254	2.8	2.0	30		NL=NLK	60	WZ neg.	HW	TC105220	S. 86
254	2.8	2.0	30		NL=NLK	80	WZ neg.	HW	TC105221	S. 86
254	3.2	2.5	30		NL=NLK	80	TR-F neg.	HW ECO	TC107925	S. 93
255	3.0	2.2	30		NL=NLK	80	WZA-WZA-F	HW	TC102412	S. 35
260	2.4	1.8	30		NL=NLC	68	TR-F neg.	HW	TC104422	S. 51
260	2.4	1.8	30		NL=NLK	68	TR-F neg.	HW	TC105224	S. 62
260	2.4	1.6	30		NL=NLK	6	FZ SDB neg.	DP	TC107125	S. 79
260	2.4	1.6	30		NL=NLK	12	FZ SDB neg.	DP	TC107126	S. 79
260	2.4	1.6	30		NL=NLK	16	FZ SDB neg.	DP	TC107127	S. 79
260	2.4	1.6	30		NL=NLK	24	FZ SDB neg.	DP	TC107128	S. 79
260	2.5	1.8	30		NL=NLK	48	WZ neg.	HW	TC102809	S. 38
260	2.5	1.8	30		NL=NLK	60	WZ neg.	HW	TC102810	S. 38
260	2.5	1.8	30		NL=NLK	24	WZ neg.	HW ECO	TC107419	S. 86
260	2.5	1.8	30		NL=NLK	48	WZ neg.	HW ECO	TC107420	S. 86
260	2.5	1.8	30		NL=NLK	60	WZ neg.	HW ECO	TC107421	S. 86
260	2.5	1.8	30		NL=NLK	80	WZ neg.	HW ECO	TC107422	S. 86
260	2.5	1.8	30		NL=NLK	64	TR-F neg.	HW ECO	TC107926	S. 93
260	3.0	2.0	30		NL=NLK	24	WZ	HW	TC105222	S. 62
260	3.2	2.2	30		NL=NLK	42	WZ	HW	TC105223	S. 62
260	3.2	2.5	30		NL=NLK	64	TR-F neg.	HW ECO	TC107927	S. 93
260	3.2	2.5	30		NL=NLK	80	TR-F neg.	HW ECO	TC107928	S. 93
260	3.4	2.2	30-80			20+2	FZ	HW	TC100016	S. 8
260	3.6	2.4	30			28	FZ	HW	TC100153	S. 12
270	2.2	1.8	30		NL=NLC	60	WWF	HW	TC105416	S. 63
270	3.0	2.0	30		NL=NLK	48	WZ	HW	TC105226	S. 62
270	3.2	2.2	30		NL=NLK	24	WZ	HW	TC102011	S. 32
270	3.2	2.2	30		NL=NLK	24	WZ	HW	TC105225	S. 62
275	2.5		32		NL=2/8/45+2 /9/50+2/11/63	110	C	HSS	TC108612	S. 103
275	2.5		40		NL=2/8/55+4 /12/64	110	C	HSS	TC108613	S. 103

4.8 According to diameter

D	B	b	d	KN	NL / SL	Z	Tooth shape	Quality	Art. No.	Page
275	2.5		32		NL=2/8/45+2 /9/50+2/11/63	140	C	HSS	TC108614	S. 103
275	2.5		40		NL=2/8/55+4 /12/64	140	C	HSS	TC108615	S. 103
275	2.5		32		NL=2/8/45+2 /9/50+2/11/63	180	C	HSS	TC108616	S. 103
275	2.5		40		NL=2/8/55+4 /12/64	180	C	HSS	TC108617	S. 103
275	2.5		32		NL=2/8/45+2 /9/50+2/11/63	220	BW	HSS	TC108618	S. 103
275	2.5		40		NL=2/8/55+4 /12/64	220	BW	HSS	TC108619	S. 103
275	2.5		32		NL=2/8/45+2 /9/50+2/11/63	280	BW	HSS	TC108620	S. 103
275	2.5		40		NL=2/8/55+4 /12/64	280	BW	HSS	TC108621	S. 103
275	3.2	2.5	40		NL=2/9/55+4 /12/64	72	TR-F	HW	TC104205	S. 47
275	3.2	2.6	40		NL=2/9/55+4 /12/64	88	TR-F neg.	HW	TC104423	S. 51
275	3.2	2.5	40		NL=2/9/55+4 /12/64	88	TR-F neg.	HW ECO	TC107929	S. 93
280	3.2	2.2	30		NL=NLK+2 /13/94	60	TR-F	HW	TC100600	S. 19
280	3.2	2.6	30		NL=NLK	96	TR-F	HW	TC104206	S. 47
280	3.2	2.2	30		NL=NLK	28	WZ	HW	TC105227	S. 62
280	3.2	2.2	30		NL=NLK	48	WZ	HW	TC105228	S. 62
280	3.2	2.2	30		NL=NLK	60	WZ	HW	TC105229	S. 62
280	3.2	2.2	30		NL=NLK	80	WZ	HW	TC105230	S. 62
280	3.2	2.5	30		NL=NLK	80	TR-F neg.	HW ECO	TC107930	S. 93
280	3.3	2.8	30		NL=NLK	80	TR-F neg.	HW	TC104424	S. 51
280	3.4	2.2	80	2/13x5		20+2	FZ	HW	TC100017	S. 8
280	3.4	2.4	45			60	WZ	HW	TC101183	S. 25
280	4.4-5.2	3.2	45			72	FZ-KO	HW	TC101361	S. 29
280	4.8-5.8	3.5	45			72	WZ-KO	HW	TC101185	S. 26
280	5.0	3.5	45			84	WZ	HW	TC101184	S. 26
300	3.2	2.2	30		NL=NLK	48	WZ	HW	TC102101	S. 33
300	1.6		30			56	KV-A	CV	TC108401	S. 101
300	1.6		30			80	NV-B	CV	TC108450	S. 102
300	2.2	1.6	30		NL=NLK	120	WZ	HW	TC102606	S. 36
300	2.2	1.8	30			120	WZ neg.	HW	TC102814	S. 38
300	2.2	1.5	30		NL=2/10/60	120	AB	HW	TB750150	S. 46
300	2.2	1.5	30		NL=2/10/60	96	WZ	HW	TC104100	S. 46
300	2.2	1.6	30		NL=NLK	120	TR-F	HW	TC104603	S. 54
300	2.2	1.8	30		NL=NLK	120	TR-F neg.	HW	TC104703	S. 55
300	2.2	1.8	30		NLC+2/7/42	60	WWF	HW	TC105417	S. 63
300	2.2	1.8	30		NLC+2/7/42	80	WWF	HW	TC105418	S. 63
300	2.2	1.8	30		NLC+2/7/42	84	TR-F	HW	TC105605	S. 64
300	2.2	1.8	30			60	TR-F	HW	TC105702	S. 65
300	2.2	1.8	30		NLC+2/7/42	72	TR-F	HW	TC105807	S. 65

4.8 According to diameter

D	B	b	d	KN	NL / SL	Z	Tooth shape	Quality	Art. No.	Page
300	2.4	1.6	60			27+3	TR	HW	TC100092	S. 10
300	2.4	1.6	30		NL=NLK	96	WZ	HW	TC102503	S. 36
300	2.4	1.8	30		NL=NLK	43	SuperSilent	DP	TB750051	S. 76
300	2.4	1.6	30		NL=NLK	12	FZ SDB neg.	DP	TC107129	S. 79
300	2.4	1.6	30		NL=NLK	20	FZ SDB neg.	DP	TC107130	S. 79
300	2.4	1.6	30		NL=NLK	28	FZ SDB neg.	DP	TC107131	S. 79
300	2.4	1.6	30		NL=NLK	36	FZ SDB neg.	DP	TC107132	S. 79
300	2.5		32		NL=2/8/45+2 /9/50+2/11/63	120	C	HSS	TC108622	S. 103
300	2.5		40		NL=2/8/55+4 /12/64	120	C	HSS	TC108623	S. 103
300	2.5		32		NL=2/8/45+2 /9/50+2/11/63	160	C	HSS	TC108624	S. 103
300	2.5		40		NL=2/8/55+4 /12/64	160	C	HSS	TC108625	S. 103
300	2.5		32		NL=2/8/45+2 /9/50+2/11/63	220	BW	HSS	TC108626	S. 103
300	2.5		40		NL=2/8/55+4 /12/64	220	BW	HSS	TC108627	S. 103
300	2.7	2.0	30		NL=NLK	48	WZ	HW	TC102203	S. 34
300	2.8	2.0	30			28	FZ	HW	TC100154	S. 12
300	2.8	2.0	70	2/20x5		28	FZ	HW	TC100155	S. 12
300	2.8	2.2	30		NL=NLK	96	TR-F neg.	HW	TC104427	S. 51
300	2.9	2.2	30		NL=NLK	96	WZ-Fase	HW	TC103000	S. 39
300	3.0	2.4	30		NL=2/10/60	96	TR-F	HW	TC104000	S. 45
300	3.2	2.2	30			36	WZ	HW	TC100163	S. 12
300	3.2	2.2	30		NL=NLK	20	FZ SDB	HW	TC100172	S. 13
300	3.2	2.2	30		NL=NLK	24	WZ SDB	HW	TC100201	S. 14
300	3.2	2.2	30		NL=NLK	28	WZ SDB	HW	TC100202	S. 14
300	3.2	2.2	30		NL=NLK	24	WZ	HW	TC100218	S. 15
300	3.2	2.2	30		NL=NLK	60	TR-F	HW	TC101000	S. 23
300	3.2	2.2	60		NL=2/14/100	60	TR-F	HW	TC101001	S. 23
300	3.2	2.2	30		NL=NLK	36	WZ	HW	TC102012	S. 32
300	3.2	2.2	30		NL=NLK	48	WZ	HW	TC102013	S. 32
300	3.2	2.2	30		NL=NLK	60	WZ	HW	TC102014	S. 32
300	3.2	2.2	30		NL=NLK	72	WZ	HW	TC102015	S. 32
300	3.2	2.2	30		NL=NLK	96	WZ	HW	TC102016	S. 32
300	3.2	2.2	30		NL=NLK	96	WZ	HW	TC102305	S. 34
300	3.2	2.2	30		NL=NLK	48	WZ neg.	HW	TC102811	S. 38
300	3.2	2.2	30			72	WZ neg.	HW	TC102812	S. 38
300	3.2	2.2	30			96	WZ neg.	HW	TC102813	S. 38
300	3.2	2.2	30		NL=NLK	72	TR-F	HW	TC103104	S. 40
300	3.2	2.2	30		NL=NLK	96	TR-F	HW	TC103105	S. 40
300	3.2	2.2	30		NL=NLK	96	TR-F	HW	TC103106	S. 40
300	3.2	2.2	30		NL=NLK	96	35° WZ neg.	HW	TC103381	S. 42
300	3.2	2.2	30		NL=NLK	48	WZ	HW	TC103401	S. 42
300	3.2	2.2	30		NL=2/10/60	60	WZ	HW	TC103402	S. 42
300	3.2	2.2	30		NL=2/10/60	72	WZ	HW	TC103403	S. 42

4.8 According to diameter

D	B	b	d	KN	NL / SL	Z	Tooth shape	Quality	Art. No.	Page
300	3.2	2.2	30		NL=2/10/60	96	WZ	HW	TC103404	S. 42
300	3.2	2.5	30		NL=NLC+2/7/42	72	TR-F	HW	TC104207	S. 47
300	3.2	2.5	30		NL=NLC+2/7/42	96	TR-F	HW	TC104210	S. 47
300	3.2	2.5	30		NL=NLC+2/7/42	72	TR-F neg.	HW	TC104426	S. 51
300	3.2	2.5	30		NL=NLC	96	TR-F neg.	HW	TC104428	S. 51
300	3.2	2.5	32		NL=NLC	96	TR-F neg.	HW	TC104429	S. 51
300	3.2	2.2	30		NL=NLK	30	WZ	HW	TC105231	S. 62
300	3.2	2.2	30		NL=NLK	96	TR-F	DP	TC106402	S. 70
300	3.2	2.2	30		NL=NLK	28	WZ SDB	HW ECO	TC107216	S. 81
300	3.2	2.2	30		NL=NLK	36	WZ	HW ECO	TC107223	S. 82
300	3.2	2.2	30		NL=NLK	48	WZ	HW ECO	TC107224	S. 82
300	3.2	2.2	30		NL=NLK	60	WZ	HW ECO	TC107229	S. 83
300	3.2	2.2	30		NL=NLK	72	WZ	HW ECO	TC107230	S. 83
300	3.2	2.2	30		NL=NLK	96	WZ	HW ECO	TC107237	S. 84
300	3.2	2.2	30		NL=NLK	72	TR-F	HW ECO	TC107303	S. 85
300	3.2	2.2	30		NL=NLK	96	TR-F	HW ECO	TC107304	S. 85
300	3.2	2.2	30		NL=NLK	72	WZ neg.	HW ECO	TC107423	S. 86
300	3.2	2.2	30		NL=NLK	96	WZ neg.	HW ECO	TC107424	S. 86
300	3.2	2.5	30		NL=NLK	72	TR-F	HW ECO	TC107804	S. 91
300	3.2	2.5	30		NL=NLK	84	TR-F	HW ECO	TC107805	S. 91
300	3.2	2.5	30		NL=NLK	96	TR-F	HW ECO	TC107806	S. 91
300	3.2	2.5	30		NL=NLK	72	TR-F neg.	HW ECO	TC107931	S. 93
300	3.2	2.5	30		NL=NLK	96	TR-F neg.	HW ECO	TC107932	S. 93
300	3.4	2.2	30-96			18+2	FZ	HW	TC100018	S. 8
300	3.4	2.2	70	2/20x5		18+2	FZ	HW	TC100019	S. 8
300	3.4	2.2	30-96			18+3	FZ	HW	TC100020	S. 8
300	3.4	2.2	70	2/20x5		18+3	FZ	HW	TC100021	S. 8
300	3.4	2.2	30-96			22+2	FZ	HW	TC100022	S. 8
300	3.4	2.2	70	2/20x5		22+2	FZ	HW	TC100023	S. 8
300	3.4	2.2	30-100			20+2+2	FZ	HW	TC100053	S. 9
300	3.4	2.2	80	2/13x5		20+2+2	FZ	HW	TC100054	S. 9
300	3.4	2.2	30-100			28+2+2	FZ SDB	HW	TC100057	S. 9
300	3.4	2.2	30		NL=NLK	24+3	WZ	HW	TC100100	S. 10
300	3.4	2.2	30			20	FZ SDB	HW	TC100156	S. 12
300	3.4	2.2	70	2/20x5		20	FZ SDB	HW	TC100157	S. 12
300	3.4	2.2	30			28	FZ	HW	TC100158	S. 12
300	3.4	2.2	70	2/20x5		28	FZ	HW	TC100159	S. 12
300	3.4	2.2	80	2/18.5x3.5	NL=2/13/100+4 /6.6/95+6/5.5/91	28	FZ	HW	TC100160	S. 12
300	3.4	2.2	80	2/20x5	NL=2/13/100	28	FZ	HW	TC100161	S. 12
300	3.4	2.2	30		NL=NLK	24	WZ SDB	HW ECO	TC107200	S. 80
300	3.5	3.0	30		NL=NLK	84	TR-F	HW	TC104208	S. 47
300	3.5	3.0	32		NL=2/10/63	84	TR-F	HW	TC104209	S. 47
300	3.5	3.0	40		NL=2/9/55+4 /12/64	96	TR-F neg.	HW	TC104430	S. 51
300	3.6	3.0	30		NL=NLK	60	TR-F neg.	HW	TC104425	S. 51
300	3.7-4.5	2.8	65		NL=2/9/100+2 /9/110	48	WZ-KO	HW	TC101186	S. 26

4.8 According to diameter

D	B	b	d	KN	NL / SL	Z	Tooth shape	Quality	Art. No.	Page
300	3.7-4.5	2.8	30		NL=2/11/73+2 /13/94	36	FZ-KO	HW	TC101362	S. 29
300	3.7-4.5	3.2	30		NL=2/11/73+2 /13/94	32	FZ-KO	DP	TC106648	S. 73
300	3.8	2.6	80	2/18.5x3.5	NL=2/13/100+4 /6.6/95+6/5.5/91	36	FZ	HW	TC100162	S. 12
300	3.8	2.8	65		NL=2/9/100+2 /9/110	72	WZ	HW	TC101187	S. 26
300	4.0	2.8	30-100			20+2+2	FZ	HW	TC100055	S. 9
300	4.0	2.8	75	2/16.5x5.5		20+2+2	FZ	HW	TC100056	S. 9
300	4.1-4.9	3.0	65		NL=2/9/100+2 /9/110	48	WZ-KO	HW	TC101188	S. 26
300	4.4	2.8	30			20+4	FZ SDB	HW	TC100121	S. 11
300	4.4	2.8	70	2/20x5		20+4	FZ SDB	HW	TC100122	S. 11
300	4.4	2.8	75	2/17x6		20+4	FZ SDB	HW	TC100123	S. 11
300	4.4	2.8	86	1/18x7		20+4	FZ SDB	HW	TC100124	S. 11
300	4.4	2.8	30			28	FZ	HW	TC100164	S. 12
300	4.4	3.2	30		NL=2/10/60	72	TR-FF	HW	TC100500	S. 17
300	4.4	3.2	65		NL=2/9/110	72	TR-FF	HW	TC100501	S. 17
300	4.4	3.2	75		NL=2/14/100	72	TR-FF	HW	TC100502	S. 17
300	4.4	3.2	80		NL=4/9/100+2 /9/110+2/14/110	72	TR-FF	HW	TC100503	S. 17
300	4.4	3.2	30		NL=NLK+2/13/94	60	TR-F	HW	TC100601	S. 19
300	4.4	3.2	60		NL=2/14/100+2 /11/115+2/19 /120+2/14/125	60	TR-F	HW	TC100602	S. 19
300	4.4	3.2	65		NL=2/9/110	60	TR-F	HW	TC100603	S. 19
300	4.4	3.2	75		NL=2/9/110	60	TR-F	HW	TC100604	S. 19
300	4.4	3.2	80		NL=4/8.5/100+2 /7/110+2/14/110	60	TR-F	HW	TC100605	S. 19
300	4.4-5.2	3.2	30		NL=2/11/73	48	WZ-KO	HW	TC101193	S. 26
300	4.4-5.2	3.2	30		NL=2/11/73+2 /13/94	36	FZ-KO	HW	TC101363	S. 29
300	4.4-5.2	3.2	30		NL=2/11/73+2 /13/94	32	FZ-KO	DP	TC106649	S. 73
300	4.4-5.6	3.2	65		NL=2/9/100+2 /9/110	48	WZ-KO	HW	TC101194	S. 26
300	4.4-5.6	3.5	50		NL=3/15/80	48	FZ-KO	HW	TC101364	S. 29
300	4.55	3.2	30		NL=2/11/73	72	WZ	HW	TC101189	S. 26
300	4.55	3.2	65		NL=2/9/100+2 /9/110	72	WZ	HW	TC101190	S. 26
300	4.6	3.2	65		NL=2/9/100+2 /9/110	72	WZ	HW	TC101191	S. 26
300	4.6	3.2	80		NL=2/14/110	72	WZ	HW	TC101192	S. 26
300	4.8-5.6	3.2	65		NL=2/9/110	72	FZ-KO	HW	TC101365	S. 29
300	4.8-5.8	3.5	65		NL=2/9/110	48	WZ-KO	HW	TC101195	S. 26
300	5.0	4.0	30			4	FZ SDB	HW	TC106035	S. 67
300	6.0	4.5	30			4	FZ SDB	HW	TC106036	S. 67
302	3.2	2.2	30		NL=NLK	60	H-D-F neg.	HW	TC103301	S. 40
303	3.0	2.2	30		NL=NLK	100	WZA-WZA-F	HW	TC102413	S. 35

4.8 According to diameter

D	B	b	d	KN	NL / SL	Z	Tooth shape	Quality	Art. No.	Page
303	3.2	2.2	30		2/7/42+2 /10/60	72	TR-FA	DP	TB750100	S. 70
303	3.0	2.2	30		NL=NLK	100	WZA-WZA-F	DP	TC107000	S. 75
303	3.2	2.2	30		NL=NLK	60	WZ-Fase	HW	TC103001	S. 39
303	3.2	2.2	30		NL=NLK	60	TR	HW	TC103002	S. 39
303	3.2	2.2	30		NL=NLK	96	TR-F	HW	TC103107	S. 40
303	3.2	2.2	30		NL=2/10/60	100	TR-F	HW	TC103500	S. 43
303	3.2	2.2	30		NL=NLK	60	H-D-FA	HW	TA768069	S. 45
303	3.2	2.2	30		NL=2/10/60	100	AB	HW	TB750153	S. 46
303	3.2	2.2	30		NL=NLK	48	TR-F	DP	TC106403	S. 70
303	3.2	2.2	30		NL=NLK	60	TR-F	DP	TC106404	S. 70
303	3.2	2.2	30		NL=NLK	72	TR-F	DP	TC106405	S. 70
303	3.2	2.2	30		NL=2/10/60	48	ECO	DP	TB750060	S. 71
303	3.2	2.2	30		NL=NLK	72	WZA	DP	TC106903	S. 75
303	3.2	2.2	30		NL=NLK	100	WZA-WZA-F	DP	TC107001	S. 75
303	3.2	2.2	30		NL=NLK	60	HD	HW ECO	TC107505	S. 87
303	3.2	2.2	30		NL=NLK	60	HD neg.	HW ECO	TC107509	S. 88
303	3.3	2.2	30		NL=NLK	60	DUO-BFF	HW	TA760100	S. 41
303	3.3	2.2	30		NL=NLK	72	DUO-BFF	HW	TA760109	S. 41
303	3.3	2.2	30		NL=NLK	60	H-D-FA	HW	TC103351	S. 41
305	2.2	1.8	25.4			60	WWF	HW	TC105419	S. 63
305	2.2	1.8	25.4			80	WWF	HW	TC105420	S. 63
305	2.2	1.8	25.4			84	TiAIN	HW	TC105501	S. 64
305	2.2	1.8	25.4			60	TR-F	HW	TC105703	S. 65
305	2.2	1.8	25.4			72	TR-F	HW	TC105808	S. 65
305	2.6	1.8	30		NL=NLK	60	WZ neg.	HW	TC102815	S. 38
305	2.6	1.8	30		NL=NLK	32	WZ neg.	HW ECO	TC107425	S. 86
305	2.8	2.0	30		NL=NLK	48	WZ neg.	HW ECO	TC107426	S. 86
305	2.8	2.0	30		NL=NLK	60	WZ neg.	HW ECO	TC107427	S. 86
305	2.8	2.0	30		NL=NLK	72	WZ neg.	HW ECO	TC107428	S. 86
305	2.8	2.0	30		NL=NLK	96	WZ neg.	HW ECO	TC107429	S. 86
305	2.8	2.2	30		NL=NLK	80	TR-F neg.	HW ECO	TC107933	S. 93
305	3.2	2.5	30		NL=NLC	96	TR-F neg.	HW	TC104431	S. 51
305	3.2	2.5	30		NL=NLK	80	TR-F neg.	HW ECO	TC107934	S. 93
305	4.4	3.0	30			54	WZ	HW	TC100300	S. 16
305	4.4	3.0	80			54	WZ	HW	TC100301	S. 16
305	4.4	3.2	30		NL=2/10/60	72	TR-FF	HW	TC100504	S. 17
305	4.4	3.2	30		NL=NLK+2/13/94	60	TR-F	HW	TC100606	S. 19
305	4.4	3.0	30			60	TR-F	DP	TC106500	S. 71
308	3.2	2.4	60		NL=2/14/100	96	TR	HW	TC100607	S. 19
310	4.4	3.2	60		NL=2/14/100+2 /11/115+2 /19/120+2/14/125	60	TR-F	HW	TC100608	S. 19
315	1.8		30			56	KV-A	CV	TC108402	S. 101
315	2.4	1.8	30		NL=NLK	48	WZ neg.	HW ECO	TC107430	S. 86
315	2.4	1.8	30		NL=NLK	84	WZ neg.	HW ECO	TC107431	S. 86
315	2.4	1.8	30		NL=NLK	96	TR-F neg.	HW ECO	TC107935	S. 93

4.8 According to diameter

D	B	b	d	KN	NL / SL	Z	Tooth shape	Quality	Art. No.	Page
315	2.5		32		NL=2/8/45+2 /9/50+2/11/63	120	C	HSS	TC108628	S. 104
315	2.5		32		NL=2/8/45+2 /9/50+2/11/63	160	C	HSS	TC108630	S. 104
315	2.5		32		NL=2/8/45+2 /9/50+2/11/63	240	BW	HSS	TC108632	S. 104
315	3.0		40		NL=2/8/55+4 /12/64	120	C	HSS	TC108629	S. 104
315	3.0		40		NL=2/8/55+4 /12/64	160	C	HSS	TC108631	S. 104
315	3.0		40		NL=2/8/55+4 /12/64	240	BW	HSS	TC108633	S. 104
315	3.2	2.2	30		NL=NLK	28	WZ SDB	HW	TC100203	S. 14
315	3.2	2.2	30		NL=NLK	48	WZ	HW	TC102017	S. 32
315	3.2	2.2	30		NL=NLK	72	WZ	HW	TC102018	S. 32
315	3.2	2.5	30		NL=NLC+2/7/42	96	TR-F neg.	HW	TC104432	S. 51
315	3.2	2.2	30			16	WZ	HW	TC105232	S. 62
315	3.2	2.2	30			28	WZ	HW	TC105233	S. 62
315	3.2	2.2	30		NL=NLK	28	WZ SDB	HW ECO	TC107217	S. 81
315	3.2	2.2	30		NL=NLK	48	WZ	HW ECO	TC107225	S. 82
315	3.2	2.2	30		NL=NLK	60	WZ	HW ECO	TC107231	S. 83
315	3.2	2.2	30		NL=NLK	72	WZ	HW ECO	TC107232	S. 83
315	3.2	2.2	30		NL=NLK	96	WZ	HW ECO	TC107238	S. 84
315	3.4	2.2	30		NL=NLK	24	WZ SDB	HW ECO	TC107201	S. 80
320	3.2	2.5	30		NL=NLK	84	TR-F	HW ECO	TC107807	S. 91
320	3.4	2.2	30-105			20+2	FZ	HW	TC100024	S. 8
320	3.4	2.2	30-100			20+2+2	FZ	HW	TC100058	S. 9
320	3.5	3.0	30		NL=NLK	84	TR-F	HW	TC104211	S. 47
320	3.6	2.8	65		NL=2/9/110	60	TR-F	HW	TC101002	S. 23
320	4.2	2.8	30-100			20+2+2	FZ	HW	TC100059	S. 9
320	4.4	3.2	65		NL=2/9/110	72	TR-FF	HW	TC100505	S. 17
320	4.4	3.2	75		NL=3/13/95	72	TR-FF	HW	TC100506	S. 17
320	4.4	3.2	30		NL=NLK+2/13/94	60	TR-F	HW	TC100609	S. 19
320	4.4	3.2	50		NL=3/13/80+3 /13/95	60	TR-F	HW	TC100610	S. 19
320	4.4	3.2	65		NL=2/9/110	60	TR-F	HW	TC100611	S. 19
320	4.4	3.2	75		NL=3/13/95	60	TR-F	HW	TC100612	S. 19
320	4.4	3.2	80		NL=4/8.5/100+2 /7/110+2/14/110	60	TR-F	HW	TC100613	S. 19
320	4.4	3.2	50		NL=3/13/80+3 /13/95	60	TR	HW	TC101100	S. 24
320	4.4	3.2	65		NL=2/9/110	72	TR-F	HW	TC103501	S. 43
330	2.4	2.0	30		NLC+2/7/42	90	TR-F	HW	TC105606	S. 64
330	3.2	2.5	30		NL=NLC	96	TR-F neg.	HW	TC104434	S. 51
330	3.2	2.5	32		NL=NLC	96	TR-F neg.	HW	TC104435	S. 51
330	3.2	2.2	30			24	WZ	HW	TC105234	S. 62
330	3.2	2.2	30			40	WZ	HW	TC105235	S. 62
330	3.2	2.5	32		NL=NLK	96	TR-F	HW ECO	TC107808	S. 91
330	3.2	2.5	30		NL=NLK	84	TR-F neg.	HW ECO	TC107936	S. 93

4.8 According to diameter

D	B	b	d	KN	NL / SL	Z	Tooth shape	Quality	Art. No.	Page
330	3.2	2.5	30		NL=NLK	102	TR-F neg.	HW ECO	TC107937	S. 93
330	3.5	3.0	30		NL=NLK	84	TR-F neg.	HW	TC104433	S. 51
335	3.2	2.2	25		NL=NLK	30	WZ SDB	HW	TC105237	S. 62
340	5.0	3.5	45		NL=3/14/65	108	WZ	HW	TC101196	S. 26
350	3.2	2.2	30		NL=NLK	54	WZ	HW	TC102102	S. 33
350	1.8		30			56	KV-A	CV	TC108403	S. 101
350	1.8		30			80	NV-B	CV	TC108451	S. 102
350	2.4	2.0	30		NLC+2/7/42	80	VWF	HW	TC105421	S. 63
350	2.4	2.0	30		NLC+2/7/42	100	TR-F	HW	TC105607	S. 64
350	2.4	2.0	30			72	TR-F	HW	TC105704	S. 65
350	2.4	2.0	30		NLC+2/7/42	84	TR-F	HW	TC105809	S. 65
350	2.5		32		NL=2/8/45+2 /9/50+2/11/63	140	C	HSS	TC108636	S. 104
350	2.6	2.0	30		NL=NLK	53	SuperSilent	DP	TB750059	S. 76
350	2.7	2.0	30		NL=NLK	54	WZ	HW	TC102204	S. 34
350	2.7	2.0	30		NL=NLK	108	WZ	HW	TC102504	S. 36
350	2.7	2.0	30		NL=NLK	120	TR-F	HW	TC104604	S. 54
350	2.7	2.0	30		NL=NLK	120	TR-F neg.	HW	TC104704	S. 55
350	2.8	2.2	30		NL=NLK	108	TR-F neg.	HW	TC104436	S. 51
350	3.0	2.4	30		NL=2/10/60	108	TR-F	HW	TC104001	S. 45
350	3.0	2.0	30		NL=2/10/60	120	AB	HW	TB750151	S. 46
350	3.0		40		NL=2/8/55+4 /12/64	110	C	HSS	TC108634	S. 104
350	3.0		50		NL=4/15/80+4 /14/85	120	C	HSS	TC108635	S. 104
350	3.0		40		NL=2/8/55+4 /12/64	140	C	HSS	TC108637	S. 104
350	3.0		50		NL=4/15/80+4 /14/85	160	C	HSS	TC108638	S. 104
350	3.0		40		NL=2/8/55+4 /12/64	180	C	HSS	TC108639	S. 104
350	3.0		50		NL=4/15/80+4 /14/85	220	C	HSS	TC108640	S. 104
350	3.2	2.2	30		NL=NLK	108	WZ	HW	TC102306	S. 34
350	3.2	2.2	40			72	WZ neg.	HW	TC102817	S. 38
350	3.2	2.2	30		NL=NLK	108	TR-F	HW	TC103108	S. 40
350	3.2	2.2	30		NL=2/10/60	72	WZ	HW	TC103406	S. 42
350	3.2	2.2	30		NL=2/10/60	84	WZ	HW	TC103407	S. 42
350	3.2	2.2	30		NL=2/10/60	108	WZ	HW	TC103408	S. 42
350	3.2	2.2	30		NL=2/10/60	80	TR-F	HW	TC103502	S. 43
350	3.2	2.2	30		NL=2/7/42+2 /10/60	72	H-D-FA	HW	TA768071	S. 45
350	3.2	2.2	30		NL=2/10/60	100	AB	HW	TB750152	S. 46
350	3.2	2.2	30		NL=NLK	100	WZA-WZA-F	DP	TC107002	S. 75
350	3.2	2.2	40			72	WZ neg.	HW ECO	TC107432	S. 86
350	3.2	2.2	30		NL=NLK	72	HD	HW ECO	TC107506	S. 87
350	3.2	2.2	30		NL=NLK	72	HD neg.	HW ECO	TC107510	S. 88
350	3.2	2.5	30		NL=NLK	108	TR-F	HW ECO	TC107811	S. 91
350	3.2	2.5	30		NL=NLK	84	TR-F neg.	HW ECO	TC107938	S. 93

4.8 According to diameter

D	B	b	d	KN	NL / SL	Z	Tooth shape	Quality	Art. No.	Page
350	3.2	2.5	30		NL=NLK	108	TR-F neg.	HW ECO	TC107939	S. 93
350	3.3	2.8	30		NL=NLC	84	TR-F	HW	TC104214	S. 47
350	3.3	2.8	40		NL=2/9/55+4 /12/64	84	TR-F	HW	TC104216	S. 47
350	3.4	2.8	32		NL=NLC	108	TR-F	HW	TC104215	S. 47
350	3.4	2.8	30		NL=NLC	108	TR-F	HW	TC104217	S. 47
350	3.4	2.8	30		NL=NLC	108	TR-F neg.	HW	TC104437	S. 51
350	3.4	2.8	32		NL=NLC	108	TR-F neg.	HW	TC104438	S. 51
350	3.4	2.8	40		NL=2/9/55+4 /12/64	108	TR-F neg.	HW	TC104441	S. 52
350	3.4	2.8	30		NL=NLK	84	TR-F	HW ECO	TC107809	S. 91
350	3.4	2.8	30		NL=NLK	90	TR-F	HW ECO	TC107810	S. 91
350	3.5	2.5	30		NL=NLK	16	FZ SDB	HW	TC100204	S. 14
350	3.5	2.5	30		NL=NLK	24	WZ SDB	HW	TC100205	S. 14
350	3.5	2.5	30		NL=NLK	32	WZ SDB	HW	TC100206	S. 14
350	3.5	2.5	30		NL=NLK	54	WZ	HW	TC102019	S. 32
350	3.5	2.5	30		NL=NLK	72	WZ	HW	TC102020	S. 32
350	3.5	2.5	30		NL=NLK	84	WZ	HW	TC102021	S. 32
350	3.5	2.4	30		NL=NLK	108	WZ	HW	TC102307	S. 34
350	3.5	2.5	30		NL=NLK	64	WZ neg.	HW	TC102816	S. 38
350	3.5	2.5	30		NL=NLK	108	TR-F	HW	TC103109	S. 40
350	3.5	2.5	30		NL=NLK	108	35° WZ neg.	HW	TC103382	S. 42
350	3.5	2.5	30		NL=2/10/60	54	WZ	HW	TC103405	S. 42
350	3.5	2.5	30		NL=NLK	24	WZ SDB	HW	TC105238	S. 62
350	3.5	2.4	30		NL=NLK	96	TR-F	DP	TC106406	S. 70
350	3.5	2.4	30		NL=NLK	72	WZ	DP	TC106904	S. 75
350	3.5	2.5	30		NL=NLK	24	WZ SDB	HW ECO	TC107202	S. 80
350	3.5	2.5	30		NL=NLK	32	WZ SDB	HW ECO	TC107218	S. 81
350	3.5	2.5	30		NL=NLK	42	WZ	HW ECO	TC107226	S. 82
350	3.5	2.5	30		NL=NLK	54	WZ	HW ECO	TC107233	S. 83
350	3.5	2.5	30		NL=NLK	72	WZ	HW ECO	TC107234	S. 83
350	3.5	2.5	30		NL=NLK	84	WZ	HW ECO	TC107235	S. 83
350	3.5	2.5	30		NL=NLK	108	WZ	HW ECO	TC107239	S. 84
350	3.5	2.5	30		NL=NLK	84	TR-F	HW ECO	TC107305	S. 85
350	3.5	2.5	30		NL=NLK	108	TR-F	HW ECO	TC107306	S. 85
350	3.6	2.4	30-100			20+2+2	FZ	HW	TC100060	S. 9
350	3.6	2.4	30-100			28+2+2	FZ	HW	TC100063	S. 9
350	3.6	2.4	30		NL=NLK	16+4	FZ SDB	HW	TC100101	S. 10
350	3.6	2.4	30		NL=NLK	30+3	WZ	HW	TC100102	S. 10
350	3.6	2.4	30			24	FZ SDB	HW	TC100165	S. 12
350	3.6	2.4	30			30	FZ	HW	TC100166	S. 12
350	3.6	2.4	70	2/20x5		30	FZ	HW	TC100167	S. 12
350	3.6	2.4	80	2/18.5x3.5	NL=2/13/100+4 /6.6/95+6/5.5/91	30	FZ	HW	TC100168	S. 12
350	3.6	2.4	80	2/20x5	NL=2/13/100	30	FZ	HW	TC100169	S. 12
350	3.6	2.4	30			36	WZ	HW	TC100170	S. 12
350	3.6	2.4	30		NL=NLK	16	FZ SDB	HW	TC100173	S. 13
350	3.6	2.4	30		NL=NLK	24	FZ SDB	HW	TC100174	S. 13

4.8 According to diameter

D	B	b	d	KN	NL / SL	Z	Tooth shape	Quality	Art. No.	Page
350	3.6	2.8	30		NL=2/10/60	72	TR-F	HW	TC101003	S. 23
350	3.6	2.8	60		NL=2/14/100	72	TR-F	HW	TC101004	S. 23
350	3.6	2.5	30		NL=NLK	72	DUO-BFF	HW	TA760136	S. 41
350	3.6	2.4	30		NL=NLK	72	H-D-FA	HW	TC103352	S. 41
350	3.6	3.0	30		NL=NLK	84	TR-F	HW	TC104213	S. 47
350	3.6	3.0	30		NL=NLK	72	TR-F neg.	HW	TC104439	S. 51
350	3.6	3.0	30		NL=NLK	84	TR-F neg.	HW	TC104440	S. 51
350	3.8	2.4	30-105			24+3	FZ	HW	TC100025	S. 8
350	3.8	2.4	70	2/20x5		24+3	FZ	HW	TC100026	S. 8
350	3.8	2.8	65		NL=2/9/100+2 /9/110	72	WZ	HW	TC101197	S. 26
350	4.2	2.8	30-100			20+2+2	FZ	HW	TC100061	S. 9
350	4.2	2.8	75	2/16.5x5.5		20+2+2	FZ	HW	TC100062	S. 9
350	4.2	3.0	65		NL=2/9/100+2 /9/110	72	WZ	HW	TC101198	S. 26
350	4.2	3.4	30		NL=NLK	72	TR-F	HW	TC104212	S. 47
350	4.25	3.2	30		NL=2/8.5/60+2 /10/60	72	TR-FF	HW	TC100507	S. 17
350	4.25	3.2	30		NL=NLK+2/13/94	72	TR-F	HW	TC100614	S. 19
350	4.4	3.2	30			54	WZ	HW	TC100302	S. 16
350	4.4	3.2	30			72	WZ	HW	TC100303	S. 16
350	4.4	3.2	30		NL=2/8.5/60+2 /10/60	72	TR-FF	HW	TC100508	S. 17
350	4.4	3.2	50		NL=4/13/80	72	TR-FF	HW	TC100509	S. 17
350	4.4	3.2	60		NL=2/14/100	72	TR-FF	HW	TC100510	S. 17
350	4.4	3.2	75		NL=4/15/105	72	TR-FF	HW	TC100511	S. 17
350	4.4	3.2	80		NL=4/9/100+2 /9/110+2/14/110	72	TR-FF	HW	TC100512	S. 17
350	4.4	3.2	30		NL=NLK+2/13/94	72	TR-F	HW	TC100615	S. 19
350	4.4	3.2	60		NL=2/14/100+2 /11/115+2/19/ 120+2/14/125	72	TR-F	HW	TC100616	S. 19
350	4.4	3.2	75			72	TR-F	HW	TC100617	S. 19
350	4.4	3.2	80		NL=4/8.5/100+2 /7/110+2/14/110	72	TR-F	HW	TC100618	S. 20
350	4.4	3.2	30		NL=2/10/60	72	TR	HW	TC101101	S. 24
350	4.4	3.2	60		NL=2/14/100	72	TR	HW	TC101102	S. 24
350	4.4	3.2	30		NL=NLK	72	WZ-Fase	HW	TC103003	S. 39
350	4.4	3.2	30		NL=NLK	72	TR	HW	TC103004	S. 39
350	4.4	3.2	75		NL=2/10/120	72	TR-F	HW	TC103503	S. 43
350	4.4	3.2	30		NL=2/10/60	72	TR-FA	HW	TC103600	S. 43
350	4.4	3.2	60		NL=2/14/100+2 /14/125	72	TR-FA	HW	TC103601	S. 43
350	4.4	3.0	30		NL=2/10/60	72	TR-F	DP	TC106501	S. 71
350	4.4	3.2	30			84	TR-F	DP	TC106502	S. 71
350	4.6	3.2	65		NL=2/9/110	72	WZ	HW	TC101199	S. 26
350	5.0	3.5	65		NL=2/9/110	72	WZ	HW	TC101200	S. 26
350	5.4	3.4	30-105			24+4	FZ SDB	HW	TC100125	S. 11
355	2.2	1.8	25.4			90	TiAlN	HW	TC105502	S. 64

4.8 According to diameter

D	B	b	d	KN	NL / SL	Z	Tooth shape	Quality	Art. No.	Page
355	2.4	2.0	25.4			72	WWF	HW	TC105422	S. 63
355	2.4	2.0	25.4		NL=1/12/55.4	80	WWF	HW	TC105423	S. 63
355	2.4	2.0	25.4		NL=1/12/55.4	90	WWF	HW	TC105424	S. 63
355	2.4	2.0	30		NL=NLC	90	WWF	HW	TC105425	S. 63
355	2.4	2.0	25.4			72	TR-F	HW	TC105705	S. 65
355	2.4	2.0	25.4			84	TR-F	HW	TC105810	S. 65
355	3.0	2.2	30		NL=NLK	100	WZA-WZA-F	HW	TC102414	S. 35
355	3.2	2.2	30		NL=NLK	16	WZ SDB	HW	TC105239	S. 62
355	3.2	2.2	30		NL=NLK	32	WZ SDB	HW	TC105240	S. 62
355	3.6	2.8	65		NL=2/9/110	72	TR-F	HW	TC101005	S. 23
355	4.4	3.2	30			54	WZ	HW	TC100304	S. 16
355	4.4	3.2	30			72	WZ	HW	TC100305	S. 16
355	4.4	3.2	80			72	WZ	HW	TC100306	S. 16
355	4.4	3.2	30		NL=2/10/60	72	TR-FF	HW	TC100513	S. 17
355	4.4	3.0	75			72	TR-FF	HW	TC100514	S. 17
355	4.4	3.2	80		NL=4/8.5/100+2 /7/110+2/14/110	72	TR-FF	HW	TC100515	S. 17
355	4.4	3.2	30		NL=NLK+2/13/94	72	TR-F	HW	TC100619	S. 20
355	4.4	3.2	65		NL=2/9/110	72	TR-F	HW	TC100620	S. 20
355	4.4	3.2	75			72	TR-F	HW	TC100621	S. 20
355	4.4	3.2	80		NL=4/19/120+2 /9/130+4/11/130	72	TR-F	HW	TC100622	S. 20
355	4.4	3.2	80		NL=4/8.5/100+2 /7/110+2/14/110	72	TR-F	HW	TC100623	S. 20
355	4.4	3.2	30		NL=2/10/60	72	TR	HW	TC101103	S. 24
360	4.4	3.2	65		NL=2/9/110	72	TR-FF	HW	TC100516	S. 17
360	4.4	3.2	30		NL=NLK+2/13/94	72	TR-F	HW	TC100624	S. 20
360	4.4	3.2	65		NL=2/9/110	72	TR-F	HW	TC100625	S. 20
360	4.4	3.2	75		NL=4/15/105+2 /7/110	72	TR-F	HW	TC100626	S. 20
360	4.4	3.2	65		NL=2/9/110	72	TR	HW	TC101104	S. 24
370	3.0		50		NL=4/15/80+4 /14/85	120	C	HSS	TC108641	S. 104
370	3.0		50		NL=4/15/80+4 /14/85	160	C	HSS	TC108642	S. 104
370	3.0		50		NL=4/15/80+4 /14/85	220	C	HSS	TC108643	S. 104
370	3.6	3.0	30		NL=NLK	96	TR-F	HW	TC104218	S. 48
370	3.6	3.0	50		NL=4/15/80	96	TR-F	HW	TC104219	S. 48
370	3.6	3.0	30		NL=NLK	60	TR-F neg.	HW	TC104442	S. 52
370	3.6	3.0	30		NL=NLK	80	TR-F neg.	HW	TC104443	S. 52
370	4.2	2.2	30		NL=NLK	18	WZ SDB	HW	TC105241	S. 62
370	4.2	2.2	30			26	WZ	HW	TC105242	S. 62
370	4.4	3.2	30			72	TR-FF	HW	TC100517	S. 17
370	4.4	3.2	30		NL=NLK+2/13/94	72	TR-F	HW	TC100627	S. 20
380	3.6	2.4	30-105			20+2+2	FZ	HW	TC100064	S. 9
380	3.6	2.8	60		NL=2/14/100+2 /14/125	72	TR-F	HW	TC101006	S. 23
380	3.6	2.8	65		NL=2/9/110	72	TR-F	HW	TC101007	S. 23

4.8 According to diameter

D	B	b	d	KN	NL / SL	Z	Tooth shape	Quality	Art. No.	Page
380	3.6	2.8	75		NL=2/7/110	72	TR-F	HW	TC101008	S. 23
380	3.8	3.2	32		NL=NLC	110	TR-F neg.	HW	TC104444	S. 52
380	4.2	2.8	30-105			20+2+2	FZ	HW	TC100065	S. 9
380	4.4	3.2	30			48	WZ	HW	TC100307	S. 16
380	4.4	3.2	60		NL=2/14/100	72	TR-FF	HW	TC100518	S. 17
380	4.4	3.2	30		NL=NLK+2/13/94	72	TR-F	HW	TC100628	S. 20
380	4.4	3.2	50		NL=4/13/80	72	TR-F	HW	TC100629	S. 20
380	4.4	3.2	60		NL=2/14/100+2 /11/115+2/19/ 120+2/14/125	72	TR-F	HW	TC100630	S. 20
380	4.4	3.2	65		NL=2/9/110	72	TR-F	HW	TC100633	S. 20
380	4.4	3.2	75		NL=4/15/105 +2/7/110	72	TR-F	HW	TC100634	S. 20
380	4.4	3.2	80		NL=4/8.5/100+2 /7/110+2/14/110	72	TR-F	HW	TC100635	S. 20
380	4.4	3.2	50		NL=4/13/80	72	TR	HW	TC101105	S. 24
380	4.4	3.2	60		NL=2/14/100+2 /14/125	72	TR	HW	TC101106	S. 24
380	4.4	3.2	60		NL=2/14/100	72	TR	HW	TC103005	S. 39
380	4.4	3.2	65		NL=2/9/110	72	TR	HW	TC103006	S. 39
380	4.4	3.2	65		NL=2/9/110	84	TR	HW	TC103007	S. 39
380	4.4	3.2	60		NL=2/14/100	72	TR-FA	HW	TC103602	S. 43
380	4.4	3.2	30			72	TR-F	DP	TC106503	S. 71
380	4.4	3.2	60		NL=2/14/100	72	TR-F	DP	TC106504	S. 71
380	4.6	3.0	75	2/16.5x5.5		20+2+2	FZ	HW	TC100066	S. 9
380	4.8	3.5	60		NL=2/14/100	72	TR-FF	HW	TC100519	S. 17
380	4.8	3.5	60		NL=2/14/100+2 /11/115+2 /19/120+2/14/125	72	TR-F	HW	TC100631	S. 20
380	4.8	3.5	60		NL=2/14/100+2 /11/115+2/19 /120+2/14/125	84	TR-F	HW	TC100632	S. 20
380	4.8	3.5	60		NL=2/14/100+2 /14/125	72	TR	HW	TC101107	S. 24
380	4.8	3.5	60		NL=2/14/100+2 /14/125	84	WZ-Fase	HW	TC103008	S. 39
380	4.8	3.5	60		NL=2/14/100+2 /14/125	84	TR	HW	TC103009	S. 39
380	4.8	3.5	60		NL=2/14/100	72	TR-FA	HW	TC103603	S. 43
380	4.8	3.5	60		NL=2/14/100	72	TR-F	DP	TC106505	S. 71
400	3.6	2.4	30		NL=NLK	60	WZ	HW	TC102103	S. 33
400	2.0		30			56	KV-A	CV	TC108404	S. 101
400	2.0		30			80	NV-B	CV	TC108452	S. 102
400	3.0	2.4	30		NL=NLK	130	TR-F	HW	TC104605	S. 54
400	3.0	2.4	30		NL=NLK	130	TR-F neg.	HW	TC104705	S. 55
400	3.0	2.5	30		NLC	84	WWF	HW	TC105426	S. 63
400	3.2	2.2	30		NL=NLK	78	HD	HW ECO	TC107511	S. 87
400	3.5	2.5	30		NL=NLK	28	WZ SDB	HW	TC100207	S. 14
400	3.5	2.5	30		NL=NLK	36	WZ SDB	HW	TC100208	S. 14
400	3.5	2.5	30		NL=NLK	28	WZ	HW	TC100219	S. 15

4.8 According to diameter

D	B	b	d	KN	NL / SL	Z	Tooth shape	Quality	Art. No.	Page
400	3.5	2.5	30		NL=NLK	48	WZ	HW	TC102022	S. 32
400	3.5	2.5	30		NL=NLK	60	WZ	HW	TC102023	S. 32
400	3.5	2.5	30		NL=NLK	84	WZ	HW	TC102024	S. 32
400	3.5	2.5	30		NL=NLK	96	WZ	HW	TC102025	S. 32
400	3.5	2.5	30		NL=NLK	120	WZ	HW	TC102026	S. 33
400	3.5	2.4	30		NL=NLK	120	WZ	HW	TC102308	S. 34
400	3.5	2.5	30		NL=NLK	48	WZ neg.	HW	TC102818	S. 38
400	3.5	2.4	30		NL=NLK	120	TR-F	HW	TC103110	S. 40
400	3.5	3.0	30		NL=2/14/60	96	TR-F	HW	TC104002	S. 45
400	3.5	2.5	30		NL=NLK	28	WZ SDB	HW ECO	TC107203	S. 80
400	3.5	2.5	30		NL=NLK	36	WZ SDB	HW ECO	TC107204	S. 80
400	3.5	2.5	30		NL=NLK	36	WZ SDB	HW ECO	TC107219	S. 81
400	3.5		40		NL=2/8/55+4 /12/64	96	C	HSS	TC108644	S. 104
400	3.5		40		NL=2/8/55+4 /12/64	120	C	HSS	TC108645	S. 104
400	3.5		40		NL=2/8/55+4 /12/64	160	C	HSS	TC108646	S. 104
400	3.5		40		NL=2/8/55+4 /12/64	200	C	HSS	TC108647	S. 104
400	3.6	2.4	30		NL=NLK	18	FZ SDB	HW	TC100175	S. 13
400	3.6	2.4	30		NL=NLK	28	FZ SDB	HW	TC100176	S. 13
400	3.6	2.5	30		NL=NLK	36	WZ	HW	TC100220	S. 15
400	3.6	3.0	50		NL=4/15/80	96	TR-F	HW	TC104223	S. 48
400	3.6	3.0	30		NL=NLK	120	TR-F	HW	TC104225	S. 48
400	3.8	3.2	30		NL=NLC	72	TR-F	HW	TC104220	S. 48
400	3.8	3.2	32		NL=NLC	96	TR-F	HW	TC104221	S. 48
400	3.8	3.2	50		NL=4/15/80	66	TR-F neg.	HW	TC104445	S. 52
400	3.8	3.2	30		NL=NLC	96	TR-F neg.	HW	TC104446	S. 52
400	4.0	2.6	30			28	FZ	HW	TC100171	S. 12
400	4.0	3.0	65		NL=2/9/110	72	TR-F	HW	TC101009	S. 23
400	4.0	2.8	30		NL=NLK	84	DUO-BFF	HW	TA760166	S. 41
400	4.0	2.8	30		NL=2/10/60	120	WZ	HW	TC103409	S. 42
400	4.0	3.2	30		NL=NLC	96	TR-F	HW	TC104222	S. 48
400	4.0	3.2	50		NL=4/15/80	96	TR-F neg.	HW	TC104447	S. 52
400	4.0	3.2	30		NL=NLC	120	TR-F neg.	HW	TC104449	S. 52
400	4.2	2.8	30-105			24+3	FZ	HW	TC100027	S. 8
400	4.2	2.8	30-110			20+2+2	FZ	HW	TC100067	S. 9
400	4.2	2.8	30		NL=NLK	20+4	FZ SDB	HW	TC100103	S. 10
400	4.2	2.8	30		NL=NLK	30+3	WZ	HW	TC100104	S. 10
400	4.2	2.8	30		NL=NLK	28	FWF	HW	TC108100	S. 95
400	4.25	3.2	30		NL=2/10/60	72	TR-FF	HW	TC100520	S. 18
400	4.25	3.2	30			72	TR-F	HW	TC100636	S. 20
400	4.4	3.2	30			60	WZ	HW	TC100308	S. 16
400	4.4	3.2	30			72	WZ	HW	TC100309	S. 16
400	4.4	3.2	80			72	WZ	HW	TC100310	S. 16
400	4.4	3.2	30		NL=2/10/60	72	TR-FF	HW	TC100521	S. 18
400	4.4	3.2	75		NL=4/15/105	72	TR-FF	HW	TC100522	S. 18

4.8 According to diameter

D	B	b	d	KN	NL / SL	Z	Tooth shape	Quality	Art. No.	Page
400	4.4	3.2	80		NL=4/9/100+2 /9/110+2/14/110	72	TR-FF	HW	TC100523	S. 18
400	4.4	3.2	30		NL=NLK+2/13/94	72	TR-F	HW	TC100637	S. 20
400	4.4	3.2	60		NL=2/11/85	72	TR-F	HW	TC100638	S. 20
400	4.4	3.2	75		NL=4/15/105+2 /7/110	72	TR-F	HW	TC100640	S. 20
400	4.4	3.2	80		NL=4/19/120+2 /9/130+4/11/130	72	TR-F	HW	TC100641	S. 20
400	4.4	3.2	80		NL=4/8.5/100+2 /7/110+2/14/110	72	TR-F	HW	TC100642	S. 21
400	4.4	3.2	30			72	TR	HW	TC101108	S. 24
400	4.4	3.2	30		NL=2/10/60	72	TR-F	HW	TC103504	S. 43
400	4.4	3.8	40		NL=2/12/64+2 /15/80	96	TR-F	HW	TC104224	S. 48
400	4.4	3.8	40		NL=2/15/80+2 /12/64	90	TR-F neg.	HW	TC104448	S. 52
400	4.4	3.2	30			72	TR-F	DP	TC106506	S. 71
400	4.8	3.5	65		NL=2/9/110	72	TR-F	HW	TC100639	S. 20
400	4.8	3.5	30			72	TR	HW	TC103010	S. 39
400	5.4	3.4	30-105			28+4	FZ SDB	HW	TC100126	S. 11
405	3.0	2.2	30		NL=NLK	120	WZA-WZA-F	HW	TC102415	S. 35
410	4.2	2.5	30		NL=NLK	20	WZ SDB	HW	TC105243	S. 62
410	4.2	2.5	30			28	WZ	HW	TC105244	S. 62
420	3.5	2.4	40			120	WZ neg.	HW	TC102819	S. 38
420	4.0	3.2	30		NL=NLC+2/10.5/70	96	TR-F	HW	TC104226	S. 48
420	4.0	3.2	30		NL=NLC+2/10.5/70	96	TR-F neg.	HW	TC104450	S. 52
420	4.0	3.2	30		NL=NLC+2/10.5/70	120	TR-F neg.	HW	TC104452	S. 52
420	4.2	2.8	40			54	WZ neg.	HW	TC102820	S. 38
420	4.4	3.8	30		NL=2/10.5/70	96	TR-F	HW	TC104227	S. 48
420	4.4	3.8	30		NL=2/10.5/70	90	TR-F neg.	HW	TC104451	S. 52
420	4.8	3.5	60		NL=2/14/125	72	TR-FF	HW	TC100524	S. 18
420	4.8	3.5	60		NL=2/14/100+2 /11/115+2/19/ 120+2/14/125	72	TR-F	HW	TC100643	S. 21
425	4.2	2.8	30-105			20+2+2	FZ	HW	TC100068	S. 9
430	3.5	3.0	30		NL=2/10.5/70	96	TR-F	HW	TC104228	S. 48
430	4.0	3.0	65		NL=2/9/110	72	TR-F	HW	TC101010	S. 23
430	4.4	3.2	30			72	WZ	HW	TC100311	S. 16
430	4.4	3.2	75		NL=4/15/105	72	TR-FF	HW	TC100525	S. 18
430	4.4	3.2	80		NL=2/9/130+4 /19/120	72	TR-FF	HW	TC100526	S. 18
430	4.4	3.2	30		NL=NLK+2/13/94	72	TR-F	HW	TC100644	S. 21
430	4.4	3.2	60		NL=2/11/85	72	TR-F	HW	TC100645	S. 21
430	4.4	3.2	75		NL=4/15/105+2 /7/110	72	TR-F	HW	TC100648	S. 21
430	4.4	3.2	80		NL=4/19/120+2/9 /130+4/11/130	72	TR-F	HW	TC100649	S. 21
430	4.4	3.2	65		NL=2/9/110	72	TR	HW	TC103011	S. 39
430	4.4	3.2	75		NL=4/15/105	72	TR	HW	TC103012	S. 39

4.8 According to diameter

D	B	b	d	KN	NL / SL	Z	Tooth shape	Quality	Art. No.	Page
430	4.4	3.2	80		NL=4/19/120+2 /9/130	72	TR-FA	HW	TC103604	S. 43
430	4.8	3.5	65		NL=2/9/110	72	TR-F	HW	TC100646	S. 21
430	4.8	3.5	70		NL=4/19/120+2 /9/130+4/11/130	72	TR-F	HW	TC100647	S. 21
450	2.5		30			56	KV-A	CV	TC108405	S. 101
450	2.5		30			80	NV-B	CV	TC108453	S. 102
450	3.6	2.8	30		NL=NLK	130	WZA-WZA-F	HW	TC102416	S. 35
450	3.8	3.2	32		NL=NLC	96	TR-F	HW	TC104229	S. 48
450	3.8	2.5	30		NL=NLK	12	WZ SDB	HW	TC105245	S. 62
450	4.0	2.8	30		NL=NLK	32	WZ SDB	HW	TC100209	S. 14
450	4.0	2.8	30		NL=NLK	40	WZ SDB	HW	TC100210	S. 14
450	4.0	2.8	30		NL=NLK	40	WZ	HW	TC100221	S. 15
450	4.0	2.8	30		NL=NLK	66	WZ	HW	TC102028	S. 33
450	4.0	2.8	30		NL=NLK	66	WZ	HW	TC102104	S. 33
450	4.0	2.8	30		NL=NLK	138	WZ	HW	TC102309	S. 34
450	4.0	3.2	30		NL=NLC	96	TR-F	HW	TC104231	S. 48
450	4.0	3.2	30		NL=NLC	108	TR-F	HW	TC104232	S. 48
450	4.0	3.2	30		NL=NLC	108	TR-F neg.	HW	TC104453	S. 52
450	4.0	2.8	30		NL=NLK	32	WZ SDB	HW ECO	TC107205	S. 80
450	4.2	2.8	30		NL=NLK	28+4	FZ SDB	HW	TC100105	S. 10
450	4.2	2.8	30		NL=NLK	36+4	WZ	HW	TC100106	S. 10
450	4.2	2.5	30			20	WZ	HW	TC105246	S. 62
450	4.2	2.8	30		NL=NLK	32	FWF	HW	TC108101	S. 95
450	4.4	2.8	30		NL=NLK	20	FZ SDB	HW	TC100177	S. 13
450	4.4	3.2	30			54	WZ	HW	TC100312	S. 16
450	4.4	3.2	30			72	WZ	HW	TC100313	S. 16
450	4.4	3.2	30		NL=2/10/60	72	TR-FF	HW	TC100527	S. 18
450	4.4	3.2	30		NL=NLK+2/13/94	72	TR-F	HW	TC100650	S. 21
450	4.4	3.2	60		NL=2/14/100+2 /11/115+2/19 /120+2/14/125	72	TR-F	HW	TC100651	S. 21
450	4.4	3.2	75		NL=4/15/105 +2/7/110	72	TR-F	HW	TC100653	S. 21
450	4.4	3.2	80		NL=4/8.5/100+2/7 /110+2/14/110	72	TR-F	HW	TC100654	S. 21
450	4.4	2.8	80		NL=2/13/100	40	WZ	HW	TC102027	S. 33
450	4.4	2.8	30		NL=NLK	60	WZ neg.	HW	TC102821	S. 38
450	4.4	3.8	30			120	TR-F	HW	TC104233	S. 48
450	4.4	2.8	30		NL=NLK	40	WZ SDB	HW ECO	TC107220	S. 81
450	4.5	2.5	30		NL=NLK	34	WZ SDB	HW	TC105247	S. 62
450	4.6	3.2	30-110			20+2+2	FZ	HW	TC100069	S. 9
450	4.6	3.2	30		NL=2/10/60	72	WZ	HW	TC100314	S. 16
450	4.8	3.5	30		NL=2/8.5/60	72	TR-FF	HW	TC100528	S. 18
450	4.8	3.5	60		NL=2/14/125+2 /17/100	72	TR-FF	HW	TC100529	S. 18
450	4.8	3.5	80		NL=4/19/120+2 /9/130	72	TR-FF	HW	TC100530	S. 18

4.8 According to diameter

D	B	b	d	KN	NL / SL	Z	Tooth shape	Quality	Art. No.	Page
450	4.8	3.5	60		NL=2/14/100+ 2/11/115+2/19 /120+2/14/125	72	TR-F	HW	TC100652	S. 21
450	4.8	3.5	80		NL=4/19/120+2 /9/130+4/11/130	72	TR-F	HW	TC100655	S. 21
450	4.8	3.5	60		NL=2/19/120 +2/14/125	72	TR	HW	TC101109	S. 24
450	4.8	3.5	60		NL=2/19/120+2 /14/125	72	WZ-Fase	HW	TC103013	S. 39
450	4.8	3.5	60		NL=2/19/120+2 /14/125	72	TR	HW	TC103014	S. 39
450	4.8	3.5	60		NL=2/14/125+2 /19/120	72	TR-FA	HW	TC103605	S. 43
450	4.8	3.8	30			72	TR-F	HW	TC104230	S. 48
450	4.8	3.5	30			72	TR-F	DP	TC106507	S. 71
450	4.8	3.5	60		NL=2/19/120+2 /14/125	72	TR-F	DP	TC106508	S. 71
460	4.4	3.2	30		NL=2/13/94	54	WZ	HW	TC100315	S. 16
460	4.4	3.2	30		NL=2/13/94	72	TR-FF	HW	TC100531	S. 18
460	4.4	3.2	30		NL=NLK+2/13/94	72	TR-F	HW	TC100656	S. 21
460	4.4	3.2	30		NL=2/10/60 +2/13/94	72	TR-F	HW	TC103505	S. 43
460	5.0	3.6	30			72	TR	HW	TC103015	S. 39
470	4.4	3.2	75		NL=4/15/105+2 /7/110	72	TR-FF	HW	TC100532	S. 18
470	4.4	3.2	75		NL=4/15/105+2 /7/110	96	TR-F	HW	TC100659	S. 21
470	4.8	3.5	70		NL=4/19/120+2 /9/130+4/11/130	72	TR-F	HW	TC100657	S. 21
470	4.8	3.5	75		NL=4/15/105+2 /7/110	72	TR-F	HW	TC100658	S. 21
480	4.4	3.2	30		NL=2/13/94	72	TR-FF	HW	TC100533	S. 18
480	4.4	3.2	30		NL=NLK+2/13/94	72	TR-F	HW	TC100660	S. 21
480	4.8	3.5	80		NL=4/19/120+2 /9/130	72	TR-FF	HW	TC100534	S. 18
480	4.8	3.5	60		NL=2/11/115+2 /19/120	72	TR-FF	HW	TC100535	S. 18
480	4.8	3.5	60		NL=2/14/100+2 /11/115+2/19/ 120+2/14/125	72	TR-F	HW	TC100661	S. 21
480	4.8	3.5	70		NL=4/19/120+2 /9/130+4/11/130	72	TR-F	HW	TC100662	S. 21
480	4.8	3.5	80		NL=4/19/120+2 /9/130+4/11/130	72	TR-F	HW	TC100663	S. 21
480	4.8	3.5	60		NL=2/11/115+2 /19/120	72	TR	HW	TC101110	S. 24
480	4.8	3.5	60		NL=2/19/120	72	WZ-Fase	HW	TC103016	S. 39
480	4.8	3.5	60		NL=2/19/120	72	TR	HW	TC103017	S. 39
480	4.8	3.5	80		NL=4/19/120 +2/9/130	72	TR-FA	HW	TC103606	S. 43
480	4.8	3.5	60		NL=2/11/115 +2/19/120	72	TR-F	DP	TC106509	S. 71
500	2.5		30			56	KV-A	CV	TC108406	S. 101

4.8 According to diameter

D	B	b	d	KN	NL / SL	Z	Tooth shape	Quality	Art. No.	Page
500	2.5		30			80	NV-B	CV	TC108454	S. 102
500	3.3	2.8	30		NL=2/10.5/70	140	TR-F	HW	TC104606	S. 54
500	3.3	2.8	30		NL=2/10.5/70	140	TR-F neg.	HW	TC104706	S. 55
500	3.6	2.8	30		NL=NLK	145	WZA-WZA-F	HW	TC102417	S. 35
500	4.0	2.8	30		NL=NLK	36	WZ SDB	HW	TC100211	S. 14
500	4.0	2.8	30		NL=NLK	44	WZ SDB	HW	TA756525	S. 14
500	4.0	2.8	30		NL=NLK	72	WZ	HW	TC102029	S. 33
500	4.0	2.8	30		NL=NLK	72	WZ	HW	TC102105	S. 33
500	4.0	2.8	30		NL=NLK	144	WZ	HW	TC102310	S. 34
500	4.0	3.4	30		NL=2/10/60	120	TR-F	HW	TC104003	S. 45
500	4.0	3.4	32		NL=2/11/63	120	TR-F	HW	TC104238	S. 49
500	4.0	3.4	30			144	TR-F	HW	TC104242	S. 49
500	4.0	2.8	30		NL=NLK	36	WZ SDB	HW ECO	TC107206	S. 80
500	4.2	2.8	30		NL=NLK	32+4	FZ SDB	HW	TB750362	S. 10
500	4.2	2.8	30		NL=NLK	44	WZ	HW	TC100222	S. 15
500	4.2	3.6	30		NL=NLC	72	TR-F	HW	TC104234	S. 48
500	4.2	3.6	30		NL=NLC+2 /10.5/70	120	TR-F	HW	TC104236	S. 48
500	4.2	3.6	80		NL=6/6.5/100	84	TR-F	HW	TC104237	S. 48
500	4.2	3.6	30		NL=NLC+2/10.5/70	120	TR-F neg.	HW	TC104454	S. 52
500	4.2	2.8	30		NL=NLK	36	FWF	HW	TC108102	S. 95
500	4.4	2.8	30		NL=NLK	24	FZ SDB	HW	TC100178	S. 13
500	4.4	3.2	80			60	WZ	HW	TC100316	S. 16
500	4.4	3.2	30			72	WZ	HW	TC100317	S. 16
500	4.4	3.2	30		NL=NLK+2/13/94	60	TR-F	HW	TC100664	S. 22
500	4.4	2.8	30		NL=NLK	60	WZ neg.	HW	TC102822	S. 38
500	4.4	3.8	25.4			120	TR-F	HW	TC104239	S. 49
500	4.4	3.8	30		NL=2/10.5/70	120	TR-F	HW	TC104240	S. 49
500	4.4	2.8	30		NL=NLK	44	WZ SDB	HW ECO	TC107221	S. 81
500	4.8	3.4	30-140			24+2+2	FZ	HW	TC100070	S. 9
500	4.8	3.5	60		NL=2/11/115+2 /19/120	72	TR-FF	HW	TC100536	S. 18
500	4.8	3.5	60		NL=2/14/100+2 /11/115+2/19 /120+2/14/125	72	TR-F	HW	TC100665	S. 22
500	4.8	4.0	30			96	TR-F	HW	TC104235	S. 48
500	4.8	4.2	30			120	TR-F	HW	TC104241	S. 49
500	5.2	3.4	30			36	WZ	HW	TB750300	S. 55
500	5.2	3.8	30		NL=2/10/80	72	WZ	HW	TA758610	S. 56
500	5.6	4.0	140		8/10/165	54+2+2	WZ	HW	TC100071	S. 9
500	5.8	4.0	140		8/10/165	60+2+2	WZ	HW	TC100072	S. 9
510	4.8	3.5	80		NL=2/9/130+4 /19/120	72	TR-FF	HW	TC100537	S. 18
510	4.8	3.5	80		NL=4/19/120+2 /9/130+4/11/130	72	TR-F	HW	TC100666	S. 22
520	4.4	3.2	30		NL=2/13/94	44	WZ	HW	TC100318	S. 16
520	4.4	2.8	30		NL=NLK	60	WZ neg.	HW	TC102823	S. 38
520	4.4	3.2	50			60	WZ neg.	HW	TC102824	S. 38

4.8 According to diameter

D	B	b	d	KN	NL / SL	Z	Tooth shape	Quality	Art. No.	Page
520	4.4	3.2	50			72	WZ neg.	HW	TC102825	S. 38
520	4.4	3.8	30			120	TR-F	HW	TC104243	S. 49
520	4.4	3.8	30			120	TR-F neg.	HW	TC104455	S. 52
520	4.8	3.5	60		NL=2/11/115+2 /19/120	72	TR-FF	HW	TC100538	S. 18
520	4.8	3.5	30		NL=NLK+2/13/94	72	TR-F	HW	TC100667	S. 22
520	4.8	3.5	60		NL=2/14/100+2 /11/115+2/19/ 120+2/14/125	72	TR-F	HW	TC100668	S. 22
520	4.8	3.5	70		NL=4/19/120+2 /9/130+4/11/130	72	TR-F	HW	TC100669	S. 22
520	4.8	3.5	60		NL=2/11/115+2 /19/120	72	TR	HW	TC101111	S. 24
530	4.8	3.5	60		NL=1/11/85	72	TR-FF	HW	TC100539	S. 18
530	5.0	3.5	30			60	TR-F	HW	TC100670	S. 22
540	4.8	3.5	60		NL=2/11/115+2 /19/120	72	TR-FF	HW	TC100540	S. 18
550	2.6		30			56	KV-A	CV	TC108407	S. 101
550	2.6		30			80	NV-B	CV	TC108455	S. 102
550	4.0	3.4	30		NL=2/10.5/70	132	TR-F	HW	TC104247	S. 49
550	4.0	3.4	32		NL=NLC	72	TR-F	HW	TC104248	S. 49
550	4.0	3.4	32		NL=NLC	126	TR-F	HW	TC104249	S. 49
550	4.0	2.8	30			48	WZ SDB	HW	TC107207	S. 80
550	4.4	3.6	40		NL=2/10/80	155	WZA-WZA-F	HW	TC102418	S. 35
550	4.4	3.8	30		NL=NLC	110	TR-F	HW	TC104246	S. 49
550	4.4	3.8	30			96	TR-F neg.	HW	TC104456	S. 52
550	4.4	3.6	30		NL=NLC+2/10.5/70	132	TR-F neg.	HW	TC104457	S. 52
550	4.8	3.4	30-150			24+2+2+2	FZ	HW	TC100073	S. 9
550	4.8	3.4	30		NL=NLK	44	WZ	HW	TC102030	S. 33
550	4.8	3.2	30		NL=NLK	72	WZ neg.	HW	TC102826	S. 38
550	5.0	4.0	30			72	TR-F	HW	TC104244	S. 49
550	5.0	4.0	30			96	TR-F	HW	TC104245	S. 49
550	5.2	3.6	30			60	WZ	HW	TC100319	S. 16
550	5.2	3.6	80			60	WZ	HW	TC100320	S. 16
550	5.2	3.8	30		NL=NLK	84	WZ	HW	TC102031	S. 33
550	5.2	3.8	30		NL=2/10/80	84	WZ	HW	TA758613	S. 56
550	5.4	3.6	30		NL=NLK	30+2+2	FZ SDB	HW	TC100108	S. 10
555	5.2	3.6	55		NL=6/6.6/75	54+2+2	WZ	HW	TC104800	S. 56
570	4.8	3.5	60		NL=2/19/120	60	TR-FF	HW	TC100541	S. 18
570	4.8	3.5	60		NL=2/14/100+2 /11/115+2/19 /120+2/14/125	60	TR-F	HW	TC100671	S. 22
580	5.5	4.0	40		NL=2/13/114+2 /13/122+2/13/140	60	TR-F	HW	TC100672	S. 22
600	2.8		30			56	KV-A	CV	TC108408	S. 101
600	2.8		30			80	NV-B	CV	TC108456	S. 102
600	4.0	3.5	40		NL=2/11/63	96	FZA	HW	TC104250	S. 49
600	4.0	2.8	30		NL=2/10/60+2 /12/72	40	WZ SDB	HW ECO	TC107208	S. 81

4.8 According to diameter

D	B	b	d	KN	NL / SL	Z	Tooth shape	Quality	Art. No.	Page
600	4.0	2.8	30		NL=2/10/60+2 /12/72	54	WZ SDB	HW ECO	TC107209	S. 81
600	4.2	2.8	30		NL=NLK+2/12/72	40	WZ SDB	HW	TC100213	S. 14
600	4.2	2.8	30		NL=NLK+2/12/72	54	WZ SDB	HW	TC100214	S. 14
600	4.6	4.0	30		NL=NLC	140	TR-F	HW	TC104252	S. 49
600	4.6	4.0	30		NL=NLC	140	TR-F neg.	HW	TC104458	S. 52
600	4.8	4.0	40		NL=2/11/63	96	TR-F	HW	TC104251	S. 49
600	5.2	3.8	30		NL=2/10/80+2 /15/63	72	WZ	HW	TC102032	S. 33
600	5.2	3.6	30		NL=NLK	72	WZ neg.	HW	TC102827	S. 38
600	5.2	3.8	30		NL=2/10/80+2 /15/63	72	WZ	HW	TB750363	S. 56
600	5.4	4.0	30			60	WZ	HW	TB750301	S. 55
600	5.8	4.0	60		NL=2/11/115+2 /19/120	60	TR-FF	HW	TC100542	S. 18
600	5.8	4.0	60		NL=2/14/100+2 /11/115+2/19/ 120+2/14/125	60	TR-F	HW	TC100673	S. 22
600	5.8	4.0	80		NL=2/14/100+2 /11/115+2/19/ 120+2/14/125	60	TR-F	HW	TC100674	S. 22
600	5.8	4.0	60		NL=2/14/100+2 /11/115+2/19/ 120+2/14/125	72	TR-F	HW	TC100675	S. 22
620	5.5	4.5	40		NL=2/13/114+2 /13/140	60	TR-F	HW	TC104253	S. 49
640	5.4	3.6	30		NL=NLK	36+2+2	FZ SDB	HW	TC104801	S. 56
650	3.0		30			56	KV-A	CV	TC108409	S. 101
650	4.4	3.2	30		NL=2/10/60+2 /12/72	54	WZ SDB	HW ECO	TC107210	S. 81
650	5.0	4.0	30			144	TR-F	HW	TC104255	S. 49
650	5.2	4.0	30			72	TR-F	HW	TC104254	S. 49
650	5.4	4.0	30			60	WZ	HW	TB750302	S. 55
670	5.8	4.2	60		NL=2/19/120+2 /11/148	48	TR-F	HW	TC100676	S. 22
680	6.2	4.2	40		NL=2/13/114+2 /13/122+2/13/140	60	TR-F	HW	TC100677	S. 22
680	6.2	4.2	80		NL=4/19/120+2 /9/130+4/11/130	60	TR-F	HW	TC100678	S. 22
700	3.2		30			56	KV-A	CV	TC108410	S. 101
700	3.2		30			80	NV-B	CV	TC108457	S. 102
700	4.4	3.2	30		NL=NLK	46	WZ SDB	HW	TC100215	S. 14
700	4.4	3.2	30		NL=NLK	60	WZ SDB	HW	TC100216	S. 14
700	4.4	3.2	30		NL=2/10/60+2	46	WZ SDB	HW ECO	TC107212	S. 81
700	4.4	3.2	30		NL=2/10/60+2 /12/72	60	WZ SDB	HW ECO	TC107213	S. 81
700	6.0	4.4	30			60	WZ	HW	TB750303	S. 55
700	6.0	4.2	30		NL=2/10/80+2 /15/63	60	WZ	HW	TB750350	S. 56
700	6.0	4.5	30		NL=2/10/60+2 /12/72	42	WZ SDB	HW ECO	TC107211	S. 81

4.8 According to diameter

D	B	b	d	KN	NL / SL	Z	Tooth shape	Quality	Art. No.	Page
700	6.2	4.2	30		NL=2/18/100	84	WZ	HW	TB750351	S. 56
700	6.5	4.4	30			110	WZ	HW	TB750352	S. 56
700	7.0	5.0	80		NL=2/17/110	60	TR-F	HW	TC100679	S. 22
720	6.0	4.4	30		SL=8/M8/120 NL=4/9/90+2 /14/400	54	WZ	HW	TB750305	S. 55
720	6.0	4.4	30		NL=2/8.5/90	72	WZ	HW	TB750353	S. 56
720	6.2	4.4	30		SL=8/M8/120 NL=4/9/90+2 /14/400	48	WZ	HW	TB750304	S. 55
720	6.4	4.4	40		NL=2/13/114+2/ 13/122+2/13/140	60	TR-F	HW	TC100680	S. 22
730	6.2	4.2	60		NL=2/19/120+2/ 11/148	60	TR-F	HW	TC100681	S. 22
730	7.0	5.0	80		NL=2/17/110	60	TR-F	HW	TC100682	S. 22
735	6.0	4.4	30		NL=2/14/400+ 4/9/90	48	WZ	HW	TB750306	S. 55
735	6.0	4.4	30		NL=2/8.5/90	48+2+2	WZ SDB	HW	TB750354	S. 56
735	6.0	4.4	30		NL=2/8.5/90	72	WZ	HW	TB750355	S. 56
750	6.5	4.5	40		NL=2/10.5/60	48+2+2	WZ SDB	HW	TB750356	S. 56
750	6.5	4.5	40		NL=2/10.5/60	60	WZ	HW	TB750357	S. 56
750	6.8	5.0	30			60	WZ	HW	TB750358	S. 56
750	6.8	5.0	30		NL=2/10/60+2 /12/72	60	WZ SDB	HW ECO	TC107214	S. 81
750	7.0	4.8	60		NL=2/12.5/240	120	WZ	HW	TB750359	S. 56
760	6.0	4.4	30		NL=2/14/400+4 /9/90	54	WZ	HW	TB750307	S. 55
760	6.0	4.4	30		NL=2/14/400+4 /9/90	72	WZ	HW	TB750308	S. 55
760	6.0	4.4	30		NL=2/14/400+4 /9/90	96	WZ	HW	TB750309	S. 55
760	6.0	4.0	30		NL=4/8.3/90+2 /14/400	72	WZ	HW	TB750360	S. 56
800	6.0	4.4	30		SL=8/M8/160 NL=4/9/90+2 /14/400	48	WZ	HW	TB750310	S. 55
800	6.0	4.4	30		NL=2/14/400 +4/9/90	60	WZ	HW	TB750311	S. 55
800	6.0	4.4	30		NL=2/14/400 +4/9/90	80	WZ	HW	TB750312	S. 55
800	6.0	4.4	30		SL=8/M8/160+ NL=4/8.3/90+2 /14/400	48+2 +2+2	WZ	HW	TB750364	S. 56
800	6.0	4.4	30		NL=4/8.3/90+2 /14/400	80	WZ	HW	TB750365	S. 56
800	7.0	5.0	40			84	WZ	HW	TB750361	S. 56
1000	6.2	4.5	40		SL=8/M8/200	80	WZ	HW	TB750367	S. 56